

REFLECTOR · LENS · OPTIC DESIGN

反光杯·透镜·光学设计



NATA LIGHTING COMPANY LTD.

380 JinOu Road, JiangMen City, GuangDong, China Postal: 529040

Tel: +86-750-377 0000 (10 Lines) Fax: +86-750-377 1111

www.nata.cn info@nata.cn

P.O.Box 44242, Shau Kei Wan Post Office, HongKong

Tel: +852-6122 6428 Fax: +852-2897 0697

日大照明有限公司

中国广东省江门市高新区金瓯路380号

电话: 0750-377 0000 (10线)

传真: 0750-377 1111

Nata[®]

优质反光杯·透镜
QUALITY REFLECTOR·LENS



CERTIFICATE

国家高新技术企业证书 Certificate of National Hi-Tech Enterprise



ISO 9001:2015管理体系认证 ISO9001:2015 Management System



实用新型专利证书 Certificate of Utility Model Patents



COMPANY PROFILES

Nata , the low glare advocate, the biggest reflector designer and manufacturer in China. Since 1998, Nata concentrate on the prefect balance between the functional requirements of light and maximized the optic efficiency. Nata is the partner of world's top lighting brands. Product range include: aluminum reflector, polycarbonate reflector, LENSs and accessories. Those reflector and lens are widely used in track light, spot light, down light, automative lighting, street light, high bay, flash light and torch light and other special lighting. They are mainly for export.

Nata certified by ISO9001:2015 international quality system. The products compliance with EU RoHs and REACH standard. The products are equipped with sophisticated production lines: Tooling, spinning, injection, die-casting, hydraulic, stamping, punching, sandblasting, anodizing and powder coating lines to ensure each product have been fine processing, each production process are subject to rigorous control.

Nata, has a professional optic R&D team and laboratory. From beam angle, reflectivity, low-glare, high efficiency light output to the tolerance of optical focus of has been well considered. Professional design software allows computer modeling and optic tracking to design the best reflective surface. Various types of surface sculptures, concave, Vconvex shapes and optimized surface treatments to maximized the performance and the luminous efficiency of the optic products.

Nata's philosophy, "excellent quality, the pursuit of perfection", "Service, Quality, Improvement, Excellent". Nata is doing best to reduce light pollution and create value for customer. Also keep competitive price and upgrade services and R&D capability.

Nata日大-中国最大的照明反光杯制造商之一，低眩光照明倡导者。成立于1998年，丰富的反光杯、透镜光学设计与制造经验。专注于舒适照明与高光效的完美平衡。为众多世界著名灯具品牌的反光杯、透镜主要供应商。主要产品：铝反光杯、塑料反光杯、透镜、导光柱及光学配件。广泛应用于轨道灯反光杯/透镜、射灯反光杯/透镜、筒灯反光杯/透镜、汽车反光杯/透镜、路灯反光杯/透镜、工矿灯反光杯/透镜、LED反光杯/透镜、手电筒反光杯/透镜及摄影照明等特种照明反光杯/透镜，产品出口至欧美等地。

Nata日大-通过了ISO9001:2015国际质量体系认证，产品符合欧盟RoHS及REACH标准。日大技术力量雄厚，有先进的反光杯、透镜生产线：模具制造、旋压、注塑、油压、冲压、喷沙、喷涂、抛光、铝阳极氧化等生产车间，确保每个产品都经过精细加工，每道生产工序都受到严格质量管控。

Nata日大-有专业的反光杯、透镜光学设计开发团队及光学测试检测设备，从光束角、反射率、低眩光、高光效到光学焦点的容忍度都经过周全考察，通过电脑建模、光学追迹，设计出最优的反光曲面，力求反光杯、透镜的性能、光效、反射率达到极至。

Nata日大秉承“精致品质、追求完美”的经营理念及“客户为先，质量为本；持续改进，追求卓越”的质量方针，不断提升技术、品质与售后服务，以专业、优质的产品在高光效、减少光污染方面为客户创造价值。

PARTNERS

合作伙伴



SALES NETWORK

销售网络



APPLICATIONS

产品应用



COMMERCIAL
LIGHTING

商业



STREET
LIGHTING

街道



AREA
LIGHTING

区域




AUTOMATIVE
LIGHTING

汽车



MUSEUM
LIGHTING

博物馆



STAGE
LIGHTING

舞台

PRECISION TOOL DESIGN & MANUFACTURING

精密光学模具制造



沙迪克慢走丝机



精雕机

恒温恒湿模具加工车间，确保模具加工精度不受影响

Constant temperature and humidity mold processing workshop to ensure the accuracy of mold processing.



超精密纳米精雕机



模具

东芝超精密纳米级精雕机，一次性成型，模具达到高精度和高光洁面。

Toshiba ultra-precision nano-scale engraving machine, one-time molding to achieve high precision and high glossy surface.

OPTIC INJECTION

光学注塑



东芝全电动注塑机



注塑产品

采用东芝全电动注塑机，达到透镜曲面精度一致性

Toshiba automatic injection machine to achieve lens high accuracy and consistency.

REFLECTOR MANUFACTURE

反光杯制造



CNC



模具制造



模具



自动旋压机



五金冲压件



油压机



真空镀膜



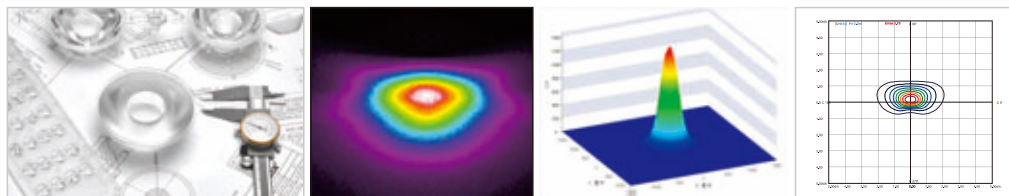
铝阳极氧化

领先的自动化旋压技术，完备的制造流程，满足客户高品质、快速定制的要求。

Advance auto-spun technology, well organized production plan to fulfill fast delivery but good quality demand.


OPTICAL DESIGN

光学设计



我们用的是一款专用于非成像光学领域的设计软件，对反射、折射和透射的模拟具有快速、准确等特性。有利于提高设计成功率，缩短项目周期。

Professional optic design software of non-imaging optics, which has faster and accurate simulations of reflection, refraction and transmission. Hence shorter development lead time and cost saving.




我们专业的团队可对不同场景设计不同的光型，具有灵活性、多样性、实用性。

Experienced and professional design team familiar with different design applications .

OPTICAL TESTING

光学检测



我们拥有实验室级别的测试室，包括光学测试的分布式光度计、积分球，产品偏差测试的3维扫描仪、3坐标测量仪等。光学测试误差可达到1%以内。

Professional lab test devices : goniometer, integrated shepherd , 3D scanners for product accuracy testing, and 3 Coordinate Measuring Machine . The optical test deviation within 1%.



产品目录 PRODUCT CATALOGUE

铝反光杯 AL REFLECTOR

深筒AU反光杯系列 (G2) AU Deep Spot Light Series(G2)	P. 12-14
鱼鳞BF反光杯系列 BF Scale Reflector Series	P. 15-16
防眩筒灯BG反光杯系列 BG Low-glare Downlight Reflector Series	P. 17
小角度AH反光杯系列 AH Spot Beam Reflector Series	P. 18
切合AV反光杯系列 AV Segment Reflector Series	P. 19-20
调光AG反光杯系列 AG Dimming Reflector Series	P. 21-22
免焊AK&AM系列 Poke-in AK&AM Series	P. 23-24
导光柱AF反光杯系列 AF Light Pie Reflector Series	P. 25-26
旋扣AR反光杯系列 AR Twist Lock Reflector Series	P. 27-28
高筒AU射灯系列 AU Deep Spot Light Series	P. 29-30
常规射灯前环固定AD系列 AD Flange Fixation Series	P. 31-32
铝反光杯常规射灯系列 General Spot Light Optic AL Reflector Series	P. 33-40
筒灯系列 Downlight Series	P. 41-42
一体式筒灯系列 Integrated Downlight Series	P. 43-44
铝杯工矿灯系列 Lowbay Reflector Series	P. 45-46

塑料反光杯 PC REFLECTOR

DV360低眩塑料反光杯系列 DV 360 Low Glare PC Reflector Series	P. 49-50
窄细COB反光杯系列 Spot Beam COB Reflector Series	P. 51
贝壳反光杯系列 Shell Reflector Series	P. 52
阵列反射器系列 Multi-Combination Reflector Modules	P. 53-54
线条灯系列 Linear Reflector Series	P. 55
导光柱系列 Light Pie Series	P. 56
塑胶反光杯常规射灯系列 General Spot Light Optic PC Reflector Series	P. 57-58

透镜 LENS

酒店洗墙/直式射灯光学解决方案 Optical Solutions for Hotel Wall-Washer / Direct Spotlights	P. 61-63
旋扣DA透镜系列 DA Twist Lock Lens Series	P. 64
窄细TIR透镜系列 Spot Beam TIR-LENS Series	P. 65
窄细COB透镜系列 Spot Beam COB-LENS Series	P. 66
混光透镜系列 Color Mixing Lens Series	P. 67
菲涅尔透镜BM系列 BM Fresnel Lens Series	P. 68
洗墙灯透镜系列 Wall Washer Lighting Lens Series	P. 69
单颗透镜系列 Single Lens Series	P. 70
COB透镜系列 COB Lens Series	P. 71-72
线条灯透镜系列 Linear Lens Series	P. 73
投光灯&高棚灯&工矿灯系列 Flood/Highbay/Lowbay Series	P. 74
街灯&路灯透镜系列 Street Light Lens Series	P. 75-76
DN线条透镜系列 DN Linear Lens Series	P. 77

配件 ACCESSORY

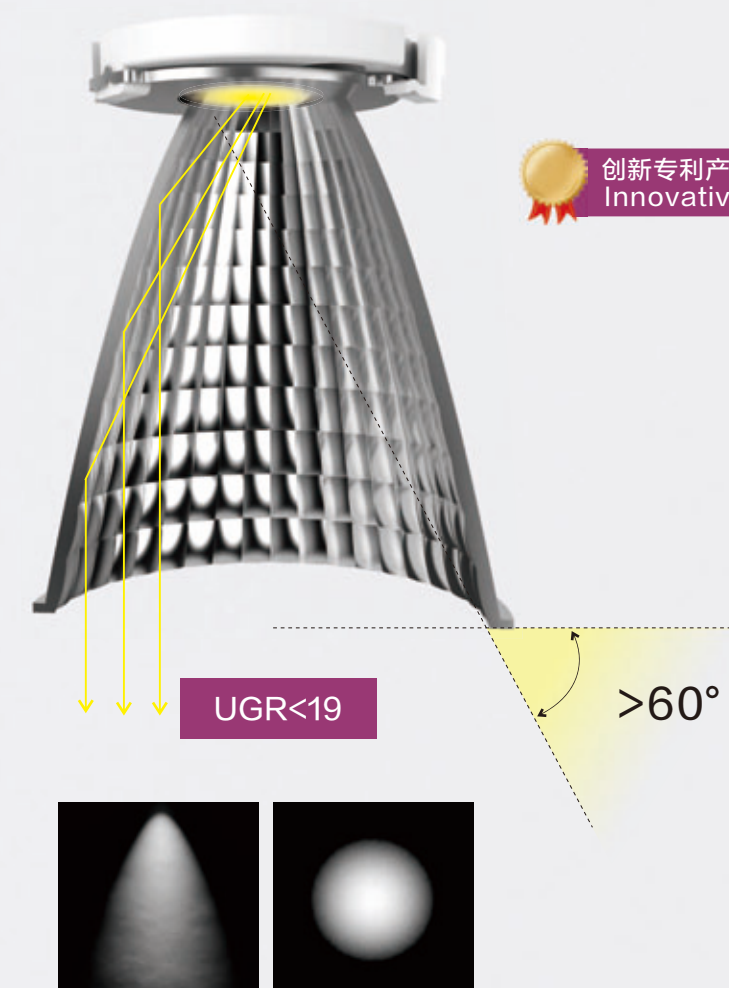
光学镜片 Optical Lens	P. 79
金属卡扣 Metal Adaptor	P. 80-81
防眩蜂窝网 Honeycomb	P. 80
支架 NATA-LED-Holder	P. 81-86



铝反光杯 AL REFLECTOR

深筒AU反光杯系列 (G2) AU Deep Spot Light Series(G2)

追求高质光斑
High quality of light

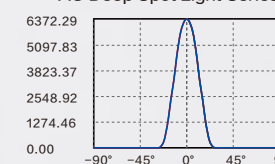


创新专利产品
Innovative patent

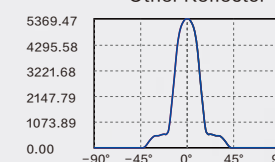
- 杯口与高度最佳光学比例1:1, 防眩角度 $>60^\circ$, UGR <19 。
- 光斑无分层无暗区
- 提升了有效光线的利用率, 中心光强比常规尺寸的反光杯要高10%-15%。
- 无需额外配件即可达深藏防眩效果, 节省成本。
- 自旋固定支架 (BJB支架或日大焊接型支架)
- 铝质杯耐高温使用寿命长, 为高端灯具首选。

- Best optical ratio of OD vs H 1:1, anti-glare angle $>60^\circ$, UGR <19 .
- The spot has no delamination and no dark area
- center light utilization increase 10~15%
- No additional accessories to achieve deep anti-glare effect, saving costs.
- Twist-lock fixing system (BJB holder or NT sholdering holder)
- AL material with high temperature resistance and long life cycle, best choice for high-end lighting.

AU Deep Spot Light Series(G2)



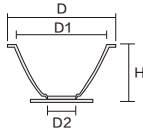
Other Reflector



AL REFLECTOR AU DEEP SPOT LIGHT SERIES(G2)



CODE	D	D1	D2	H	FWHM	MAIN LIGHT SOURCE	HOLDER	METAL ADAPTAR
1-0922-M	35	29	7	29.4	16°	LUMINUS LUXEON COB 1202s LES6	99.02.73.174	92.76.853.00
1-0923-M	35	30	7	29.4	25°			
1-0924-M	35	30	7.2	29.4	34°			
COMPATIBLE LIGHT SOURCES: • NICHIA NTCWS024B-V3 HOLDER: 92.70.XXX.00								



CODE	D	D1	D2	H	FWHM	MAIN LIGHT SOURCE	HOLDER	METAL ADAPTAR
1-0918-M	45	38.6	9.8	45.7	18°	LUMINUS CXM-9-AC40 LES9.8	99.02.73.171	92.76.853.00
1-0919-M	45	38.8	10	45.7	24°			
1-0920-M	45	38.8	9.8	45.7	33°			
COMPATIBLE LIGHT SOURCES:								
• BRIDGELUX V10B • CITIZEN CLU028 • LUMILEDS LUXEON COB 1202s / 1203 • SAMSUNG LC009D								
• NICHIA NTCWS024B-V3/NFCWL036B-V2 HOLDER: 92.70.XXX.00								



CODE	D	D1	D2	H	FWHM	MAIN LIGHT SOURCE	HOLDER	METAL ADAPTAR
1-0926-M	50	46	9.9	55.7	17°	LUMINUS CXM-9-AC40 LES9.8	99.02.73.171	92.76.853.00
1-0927-M	50	46	9.9	55.7	25°			
1-0928-M	50	46	9.9	55.7	33°			
COMPATIBLE LIGHT SOURCES:								
• BRIDGELUX V10B • CITIZEN CLU028 • LUMILEDS LUXEON COB 1202s / 1203 • SAMSUNG LC009D								
• NICHIA NTCWS024B-V3 / NFCWL036B-V2 HOLDER: 92.70.XXX.00								



CODE	D	D1	D2	H	FWHM	MAIN LIGHT SOURCE	HOLDER
1-0922-M	35	29	7	29.4	18°	LUMINUS CXM-6-AC30 LES6	92.70.123.00
1-0923-M	35	30	7	29.4	25°		
1-0924-M	35	30	7.2	29.4	36°		
COMPATIBLE LIGHT SOURCES:							
• BRIDGELUX V6HD • NICHIA NTCWS024B-V3 • LUMILEDS LUXEON COB 1202S • LUMINUS CXM-6-AC40							
HOLDER: 92.70.XXX.00							



CODE	D	D1	D2	H	FWHM	MAIN LIGHT SOURCE	HOLDER
1-0918-M	45	38.6	9.8	45.7	18°	CITIZEN CLU028 LES9.8	92.70.124.00
1-0919-M	45	38.8	10	45.7	24°		
1-0920-M	45	38.8	9.8	45.7	34°		
COMPATIBLE LIGHT SOURCES:							
• BRIDGELUX V10B		• CREE CXA1507		• LUMILEDS LUXEON COB 1203		• TRIDONIC SLE G7 9MM	
• LUMINUS CXM-9-AC40		• PHILIPS Fortimo LED SLM 1201 / 1202 / 1203 / 1204 G7N		HOLDER: 92.70.XXX.00			



CODE	D	D1	D2	H	FWHM	MAIN LIGHT SOURCE		HOLDER
1-0926-M	50	46	9.9	55.7	16°	CITIZEN CLU028 LES9.8		92.70.124.00
1-0927-M	50	46	9.9	55.7	24°			
1-0928-M	50	46	9.9	55.7	34°			
COMPATIBLE LIGHT SOURCES:								
• BRIDGELUX V10B • CREE CXA1507 • LUMILEDS LUXEON COB 1203 • TRIDONIC SLE G7 9MM								
• PHILIPS Fortimo LED SLM 1201 / 1202 / 1203 / 1204 G7N • LUMINUS CLM-9-AA40 / CXM-9-AC40 HOLDER: 92.70.XXX.00								

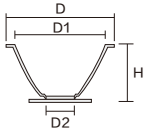


CODE	D	D1	D2	H	FWHM	MAIN LIGHT SOURCE		HOLDER
2-2076-M	70	64.9	14.5	75.5	16°	CITIZEN CLU038 LES14.5	92.70.131.00	
2-2077-M	70	64.7	15	75.1	24°			
2-2078-M	70	65	15	75.1	34°			
COMPATIBLE LIGHT SOURCES:								
• BRIDGELUX V13B		• CREE CXA1830		• LUMILEDS LUXEON COB 1208		• OSRAM OPTO SOLERIQ S15		
• TRIDONIC SLE G7 15MM		• LUMINUS CXM-14-AC40		HOLDER: 92.70.XXX.00				

AL REFLECTOR AU DEEP SPOT LIGHT SERIES(G2)



CODE	D	D1	D2	H	FWHM	MAIN LIGHT SOURCE	HOLDER
2-2186-M	75	66	14.5	69.2	18°	LUMINUS CXM-14-AC30 LES14.5	92.70.131.00
2-2187-M	75	70	14.5	69.2	25°		
2-2188-M	75	69.5	14.5	69.2	36°		
COMPATIBLE LIGHT SOURCES:							
<div><div><ul style="list-style-type: none">• TRIDONIC SLE G7 15MM• OSRAM OPTO SOLERIQ S15</div><div><ul style="list-style-type: none">• BRIDGELUX V13B LES13</div><div><ul style="list-style-type: none">• CITIZEN CLU038</div><div><ul style="list-style-type: none">• CREE CXA1830</div></div> <div>HOLDER: 92.70.XXX.00</div>							



CODE	D	D1	D2	H	FWHM	MAIN LIGHT SOURCE		HOLDER
1-1005-M	45	38.6	9.8	45.7	16°	CITIZEN CLU028 LES9.8		BJB 47.360.1020
1-1006-M	45	38.8	9.8	45.7	24°			
1-1007-M	45	38.5	9.8	45.7	34°			
COMPATIBLE LIGHT SOURCES:								
• BRIDGELUX V10B		• SAMSUNG LC009D		• LUMILEDS LUXEON COB 1203		• TRIDONIC SLE G7 9MM		
• PHILIPS Fortimo LED SLM 1201 / 1202 / 1203 / 1204 G7N				HOLDER: BJB 47.360.xxxx				



CODE	D	D1	D2	H	FWHM	MAIN LIGHT SOURCE		HOLDER
1-1008-M	50	46	9.9	55.7	16°	CITIZEN CLU028 LES9.8		BJB 47.360.1020
1-1009-M	50	46	9.9	55.7	24°			
1-1010-M	50	46	9.9	55.7	34°			
COMPATIBLE LIGHT SOURCES:								
• BRIDGELUX V10B		• SAMSUNG LC009D		• LUMILEDS LUXEON COB 1203		• TRIDONIC SLE G7 9MM		
• LUMINUS CXM-9-AC40		• PHILIPS Fortimo LED SLM 1201 / 1202 / 1203 / 1204 G7N					HOLDER: BJB 47.360.xxxx	



CODE	D	D1	D2	H	FWHM	MAIN LIGHT SOURCE	HOLDER
2-2135-M	70	64.9	14.5	75.5	16°	CITIZEN CLU038 LES14.5	BJB 47.360.1010
2-2136-M	70	64.7	15	75.1	24°		
2-2137-M	70	65	15	75.1	34°		
COMPATIBLE LIGHT SOURCES: • TRIDONIC SLE G7 15MM • LUMINUS CXM-14-AC40 HOLDER: BJB 47.360.xxxx							



CODE	D	D1	D2	H	FWHM	MAIN LIGHT SOURCE	HOLDER
2-2183-M	70	65.2	14.5	75.5	18°	LUMILEDS LUXEON COB 1208 LES15	BJB 47.360.5080
2-2184-M	70	65.2	15	75.1	24°		
2-2185-M	70	65.2	15	75.1	34°		
COMPATIBLE LIGHT SOURCES:							
<div><div>• LUMILEDS LUXEON COB 1205</div><div>• NICHIA NFCWJ108B-V3 / NFCWJ120B-V3</div></div>							
HOLDER: BJB 47.360.xxxx							



CODE	D	D1	D2	H	FWHM	MAIN LIGHT SOURCE	HOLDER
2-2162-M	75	66	14.5	69.2	18°	LUMILEDS LUXEON COB 1208 LES15	BJB 47.360.5080
2-2164-M	75	70	14.5	69.2	25°		
2-2166-M	75	70	14.5	69.2	36°		
COMPATIBLE LIGHT SOURCES:							
<div><div>• LUMILEDS LUXEON COB 1205</div><div>• NICHIA NFDWJ130B-V3/ NFCWJ108B-V3/ NFCWJ120B-V3</div></div>							
HOLDER: BJB 47.360.xxxx							



CODE	D	D1	D2	H	FWHM	MAIN LIGHT SOURCE	HOLDER
2-2180-M	75	66	14.5	69.2	18°	LUMINUS CXM-14-AC30 LES14.5	BJB 47.360.5010
2-2181-M	75	70	14.5	69.2	25°		
2-2182-M	75	69.5	14.5	69.2	36°		
COMPATIBLE LIGHT SOURCES:							
• TRIDONIC SLE G7 15MM		• BRIDGELUX V13B		• CITIZEN CLU038		• CREE CXA1830	
• OSRAM OPTO SOLERIQ S15		HOLDER: BJB 47.360.xxxx					



鱼鳞BF反光杯系列

BF Scale reflector Series

- 创新专利花纹系列, 搭配灯具令人耳目一新;
- 角度15° , 24° , 36° 和60° ;
- 搭配NATA专用光学配件, 更可靠更好用的装配方案;
- 本系列产品采用雾银表面处理, 拥有更柔和, 更均匀的光学效果。

- Fresh look! Innovative patent scale texture.
- Beam angles: 15° , 24° , 36° and 60° .
- Professional Nata fixing system.
- Semi-specular finishing, good light shape and low glare.

应用场合 Application:

商业照明, 办公照明, 高档写字楼, 酒店, 会所等

Commercial Lighting; Office Lighting, Hotel, Clubs



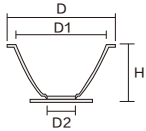
创新专利产品
Innovative patent



雾银表面处理
Semi-specular finishing

AL REFLECTOR BF SCALE REFLECTOR SERIES

APPEARANCE	CODE	D	D1	D2	H	FWHM	LIGHT SOURCE	HOLDER
	2-2004-M	75	70	23	43	15°	LUMILEDS LUXEON COB 1205 LES13	92.70.135.00
	2-2006-M	75	70	23	43	24°	LUMILEDS LUXEON COB 1205 LES13	92.70.135.00
	2-2008-M	75	70	23	43	36°	LUMILEDS LUXEON COB 1205 LES13	92.70.135.00
	2-2010-M	75	70	23	43	60°	LUMILEDS LUXEON COB 1205 LES13	92.70.135.00
	3-2322-M	85	78	23	51.1	15°	LUMILEDS LUXEON COB 1205 LES13	92.70.135.00
	3-2324-M	85	78	23	51.1	24°	LUMILEDS LUXEON COB 1205 LES13	92.70.135.00
	3-2326-M	85	78	23	51.1	36°	LUMILEDS LUXEON COB 1205 LES13	92.70.135.00
	3-2328-M	85	78	23	51.1	60°	LUMILEDS LUXEON COB 1205 LES13	92.70.135.00



COMPATIBLE LIGHT SOURCES:

• BRIDGELUX V13B LES13

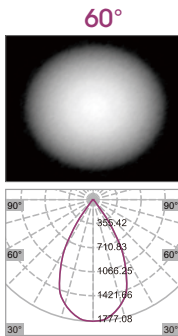
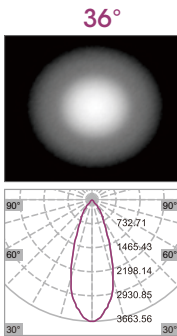
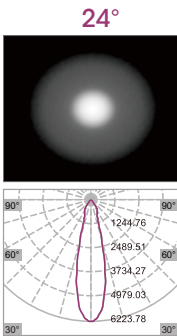
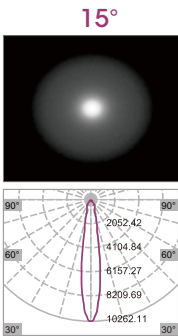
• CREE CXA1830 LES14

• OSRAM OPTO SOLERIQ S13 LES13

• TRIDONIC SLE G7 13MM

• LUMINUS CXM-14-AC40

HOLDER: 92.70.XXX.00






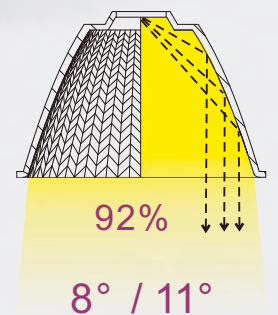
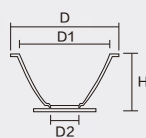
防眩筒灯BG反光杯系列

BG Low-glare Downlight Reflector Series

- 超强混光能力，光斑均匀，UGR<19，防眩保护角>38°。
- 高筒高深藏光，双层防眩结构，防眩与反光杯一体化。
- 搭配双色SMD光源光学方案，2700k-6500k 无级调光，灵活多变。
- 旋扣装配方式，简单便捷。
- Super light mixing ability, uniform spot, UGR<19, anti-glare protection angle>38°.
- High tube and deep hidden light, double anti-glare structure, anti-glare and reflective cup integration.
- 2700k-6500k SMD light source, flexible and changeable.
- Twist-lock assembly.



	CODE	D	D1	D2	H	FWHM	LIGHT SOURCE	LENS
	3-2403-A	83	78	35	61.7	55°	LUMILEDS LUXEON 3030 2D(ROUND LES)	92.70.230.00
	4-2449-A	110	104	35	71.7	55°		
	CODE	D	D1	D2	H	FWHM	LIGHT SOURCE	LENS
	5-1134-A	139	134	57	91.2	55°	LUMILEDS LUXEON 3030 2D(ROUND LES)	92.70.231.00
	7-0705-A	189	184	57	111.2	55°		




小角度AH反光杯系列

AH Spot Beam Reflector Series

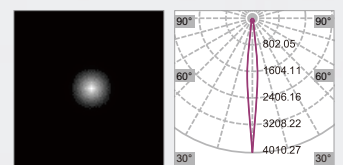
- 角度小至8° 及11°，高度聚焦。
- 尺寸只有35及45MM，应用场所通用性高。
- Beam angle only 8° and 11°，spot highly focused on product.
- Tiny size 35mm & 45mm diameter widely apply on general places, good for cost saving.

应用场合 Application:
商照射灯，珠宝店，博物馆
Commercial Lighting, jewellery shops, museum



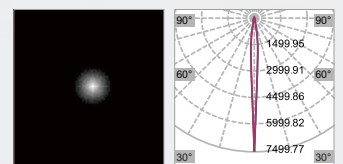
CODE	D	D1	D2	H	FWHM	LIGHT SOURCE	HOLDER
1-0870-A	35	31.9	7.2	23.3	11°	CITIZEN CLU7A2 LES4.2	92.70.043.00

VICE LIGHT SOURCE:
• BRIDGELUX V4HD LES5.2 • LUMINUS CXM-3-AC40 • EDISON 2PHM10WW38P55020 LES 3MM
HOLDER: 92.70.XXX.00



CODE	D	D1	D2	H	FWHM	LIGHT SOURCE	HOLDER
1-0871-A	45	42	7.2	29.8	8°	CITIZEN CLU7A2 LES4.2	92.70.043.00

VICE LIGHT SOURCE:
• BRIDGELUX V4HD LES5.2 • LUMINUS CXM-3-AC40 • EDISON 2PHM10WW38P55020 LES 3MM
HOLDER: 92.70.XXX.00





简易旋扣安装方式
Easy twist-lock installation

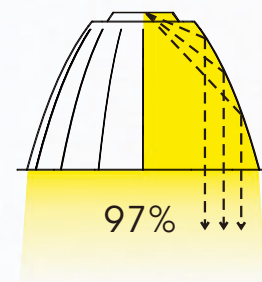
切合AV反光杯系列

AV Segment Reflector Series

超高反射率反光板切合而成，出光率高达 **97%**

High reflection aluminum sheet Efficiency up to **97%**

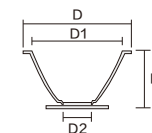
Alanod Miro 20 Silver/Miro 4




AL REFLECTOR AV SEGMENT REFLECTOR SERIES



CODE	D	D1	D2	H	FWHM	MAIN LIGHT SOURCE	HOLDER
2-2211-L	75	64.4	24	43	15°	CREE CXA1820 LES12	92.70.129.00
2-1778-L	75	64.4	24	43	26°		
2-1779-L	75	64.4	24	43	38°		
2-2214-L	75	64.4	24	43	60°		
COMPATIBLE LIGHT SOURCES:							
<div>• CITIZEN CLU038</div> <div>• LUMINUS CXM-14-AC40</div> <div>• LUMILEDS LUXEON 1208</div> <div>• SEOUL SAWx15</div> <div>• TRIDONIC SLE G7 13MM / SLE G7 15MM</div>							
HOLDER: 92.70.XXX.00							



CODE	D	D1	D2	H	FWHM	MAIN LIGHT SOURCE	HOLDER
2-2321-M	75	45.1*45.1	22	42.4	50°50°	LUMILEDS LUXEON COB 1208 LES15	92.70.135.00
2-2322-M	75	42*49.5	19.8	42.4	40°70°		92.70.135.00
2-2323-M	75	46.2*43.7	19	37.4	P16°		92.70.135.00
VICE LIGHT SOURCE:							
<div><div><ul style="list-style-type: none">• TRIDONIC SLE G7 13MM / SLE G7 15MM• SAMSUNG LC026D LES14.5/LC033D LES14.5</div><div><ul style="list-style-type: none">• CREE CXA1820• CITIZEN CLU038</div><div><ul style="list-style-type: none">• LUMINUS CXM-14-AC40• LUMILEDS LUXEON CoB 1205</div><div><ul style="list-style-type: none">• SEOUL SAWx15</div></div> <div>HOLDER: 92.70.XXX.00</div>							



CODE	D	D1	D2	H	FWHM	MAIN LIGHT SOURCE	HOLDER
2-2262-M	75	64.4	24	43	17°	LUMILEDS LUXEON COB 1205 LES13	92.70.135.00
2-2263-M	75	64.4	24	43	24°		
2-2264-M	75	64.4	24	43	36°		
VICE LIGHT SOURCE:							
<div><div><ul style="list-style-type: none">• CITIZEN CLU038• LUMILEDS LUXEON COB 1208• OSRAM OPTO SOLERIQ S13 / SOLERIQ S15</div><div><ul style="list-style-type: none">• LUMINUS CXM-14-AC40• TRIDONIC SLE G7</div><div><ul style="list-style-type: none">• CREE CMT1922 / CXA1830• NICHIA NFCWJ108B-V3</div><div><ul style="list-style-type: none">• SEOUL SAWx15• BRIDGELUX V13B</div></div>							
HOLDER: 92.70.XXX.00							



CODE	D	D1	D2	H	FWHM	MAIN LIGHT SOURCE	HOLDER
3-2500-L	85	74.2	24	51	15°	LUMILEDS LUXEON COB 1208 LES15	92.70.135.00
3-1882-L	85	74.4	24	51	24°		
3-1884-L	85	74.4	24	51	36°		
VICE LIGHT SOURCE:							
• CITIZEN CLU038 • LUMINUS CXM-14-AC40 • CREE CXA1820 • SEOUL SAWx15							
• TRIDONIC SLE G7 13MM / SLE G7 15MM							
HOLDER: 92.70.XXX.00							



CODE	D	D1	D2	H	FWHM	MAIN LIGHT SOURCE	HOLDER
3-2545-M	85	74.2	27.8	51	15°	LUMILEDS LUXEON COB 1208 LES15	92.70.135.00
3-2546-M	85	74.4	24	51	24°		
3-2547-M	85	74.4	24	51	36°		
VICE LIGHT SOURCE:							
<div><div><ul style="list-style-type: none">• CITIZEN CLU038• LUMILEDS LUXEON COB 1208• OSRAM OPTO SOLERIQ S13 / SOLERIQ S15</div><div><ul style="list-style-type: none">• LUMINUS CXM-14-AC40• TRIDONIC SLE G7</div><div><ul style="list-style-type: none">• CREE CMT1922 / CXA1830• NICHIA NFCWJ108B-V3</div><div><ul style="list-style-type: none">• SEOUL SAWx15• BRIDGELUX V13B</div></div> <div>HOLDER: 92.70.XXX.00</div>							





CODE	D	D1	D2	H	FWHM	MAIN LIGHT SOURCE	HOLDER
4-2200-L	111	102	26	69.5	15°	LUMILEDS LUXEON COB 1208 LES15	92.70.135.00
4-2202-L	111	102	26	69.5	23°		
4-2204-L	111	101.9	26	69.5	40°		
COMPATIBLE LIGHT SOURCES:							
• CITIZEN CLU038 • LUMINUS CXM-14-AC40 • CREE CXA1820 • SEOUL SAWx15							
• TRIDONIC SLE G7 13MM / SLE G7 15MM / SLE G7 17MM							
HOLDER: 92.70.XXX.00							


调光AG反光杯系列
AG Dimming Reflector Series

- 反光杯，支架和混光罩三位一体的光学模组；
- 优秀的混光效果，无色散，色漂移；
- 搭配调光调色光源，满足各种场合对色温的要求。

- Reflector-tight pie-lens fixation as a module
- Nice Color Mixing
- Dimming light source to meet the requirements of color temperature in various occasions



CODE	D	D1	D2	H	FWHM	MAIN LIGHT SOURCE	HOLDER	LENS
2-2158-A	75	70	29.4	43	19°	PHILIPS SLM 927/57 TW L11 2024 G1	92.70.257.00	92.70.153.00
2-2159-A	75	70	29.3	43	28°			
2-2160-A	75	70	29.3	43	40°			
COMPATIBLE LIGHT SOURCES:								
• PHILIPS SLM 927/57 TW L15 2024 G1					HOLDER: 92.70.XXX.00			



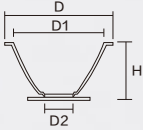
CODE	D	D1	D2	H	FWHM	MAIN LIGHT SOURCE	HOLDER	LENS
3-2079-E	85	79.5	23.2	51	16°	PHILIPS SLM 927/57 TW L11 2024 G1	92.70.257.00	92.70.153.00
3-2438-A	85	80.5	30.6	51	24°			
3-2439-A	85	80.5	30.6	51	36°			
COMPATIBLE LIGHT SOURCES:								
• PHILIPS SLM 927/57 TW L15 2024 G1					HOLDER: 92.70.XXX.00			



CODE	D	D1	D2	H	FWHM	MAIN LIGHT SOURCE	HOLDER	LENS
3-2440-A	95	88	34.3	55	16°	PHILIPS SLM 927/57 TW L11 2024 G1	92.70.257.00	92.70.153.00
3-2441-A	95	88	35.5	55	24°			
3-2442-A	95	88	35.5	55	38°			
COMPATIBLE LIGHT SOURCES:								
• PHILIPS SLM 927/57 TW L15 2024 G1					HOLDER: 92.70.XXX.00			



CODE	D	D1	D2	H	FWHM	MAIN LIGHT SOURCE	HOLDER	LENS
1709-M2	49.6	46.4	16	21.7	20°	BRIDGELUX VESTA DW LES6 GEN2 PD	92.70.125.00	92.70.152.00
1687-M2	49.6	46.4	16	21.7	31°			
1-0788-M2	49.6	46.4	16	21.7	43°			
1689-M2	49.6	46.4	16	21.7	75°			
COMPATIBLE LIGHT SOURCES:								
• BRIDGELUX VESTA DW LES9 GEN2 PD				HOLDER: 92.70.XXX.00				



AL REFLECTOR AG DIMMING REFLECTOR SERIES



CODE	D	D1	D2	H	FWHM	MAIN LIGHT SOURCE	HOLDER	LENS
2-1678-M4	75	70	16	42.4	12°	BRIDGELUX VESTA DW LES15 GEN2 PD	92.70.135.00	92.70.152.00
2-1680-M2	75	70	16	42.4	28°			
2-1682-M3	75	70	16	42.4	40°			
COMPATIBLE LIGHT SOURCES:								
• BRIDGELUX VESTA DW LES9 GEN2 PD				HOLDER: 92.70.XXX.00				




CODE	D	D1	D2	H	FWHM	MAIN LIGHT SOURCE	HOLDER	LENS
3-2033-M2	85	79.3	23	51.2	18°	BRIDGELUX VESTA DW LES15 GEN2 PD	92.70.135.00	92.70.153.00
3-2035-M2	85	78	23	51.2	48°			
3-2040-M2	85	79	23	51.2	26°			
COMPATIBLE LIGHT SOURCES:								
• BRIDGELUX VESTA DW LES13 GEN2 PD				HOLDER: 92.70.XXX.00				




CODE	D	D1	D2	H	FWHM	MAIN LIGHT SOURCE	HOLDER	LENS
3-2042-M3	95	84	23	55	15°	BRIDGELUX VESTA DW LES15 GEN2 PD	92.70.135.00	92.70.153.00
3-2044-M4	95	84	23	55.2	34°			
3-2046-M4	95	84	23	55.2	50°			
COMPATIBLE LIGHT SOURCES:								
• BRIDGELUX VESTA DW LES13 GEN2 PD				HOLDER: 92.70.XXX.00				



CODE	D	D1	D2	H	FWHM	MAIN LIGHT SOURCE	HOLDER	LENS
4-2273-M5	111	100	23	64.6	13°	BRIDGELUX VESTA DW LES15 GEN2 PD	92.70.135.00	92.70.153.00
4-2275-M4	111	100	23	64.1	25°			
4-2267-M4	111	100	22.4	64.2	46°			
COMPATIBLE LIGHT SOURCES:								
• BRIDGELUX VESTA DW LES13 GEN2 PD				HOLDER: 92.70.XXX.00				



CODE	D	D1	D2	H	FWHM	MAIN LIGHT SOURCE	HOLDER	LENS
1701-A	50	46	19.4	23.8	19°	CITIZEN LCN-C01B LES10.9	92.70.150.00	92.70.152.00
1702-A	50	46	19.4	23.8	28°			
COMPATIBLE LIGHT SOURCES: • CITIZEN LCN-C02B LES14.5								
HOLDER: 92.70.XXX.00								



CODE	D	D1	D2	H	FWHM	MAIN LIGHT SOURCE	HOLDER	LENS
2-1719-A	75	70	19.4	43	13°	CITIZEN LCN-C01B LES10.9	92.70.150.00	92.70.152.00
2-1720-A	75	70	19.4	43	24°			
COMPATIBLE LIGHT SOURCES: • CITIZEN LCN-C02B LES14.5								
HOLDER: 92.70.XXX.00								



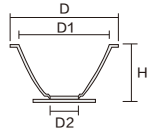
CODE	D	D1	D2	H	FWHM	MAIN LIGHT SOURCE	HOLDER	LENS
2-2158-A	75	70	23.2	43	28°	CITIZEN LCN-C03A LES18.2	92.70.151.00	92.70.153.00
2-2159-A	75	70	23.2	43	35°			
2-2160-A	75	70	23.2	43	44°			



CODE	D	D1	D2	H	FWHM	MAIN LIGHT SOURCE	HOLDER	LENS
3-2079-E	85	79.5	23.2	51	20°	CITIZEN LCN-C03A LES18.2	92.70.151.00	92.70.153.00
3-2438-A	85	80.5	23.2	51	29°			
3-2080-E	85	79.5	23.2	51	31°			
3-2439-A	85	80.5	23.2	51	40°			



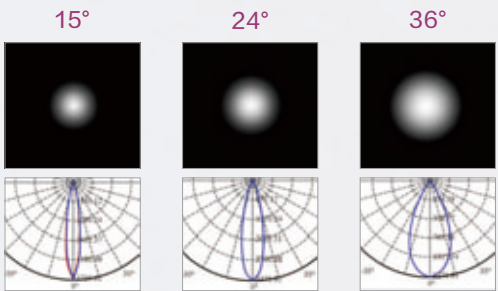
CODE	D	D1	D2	H	FWHM	MAIN LIGHT SOURCE	HOLDER	LENS
3-2440-A	95	88	23.2	55	22°	CITIZEN LCN-C03A LES18.2	92.70.151.00	92.70.153.00
3-2441-A	95	88	23.2	55	28°			
3-2442-A	95	88	23.2	55	41°			



免焊AK&AM系列 Poke-in AK& AM Series

拥有多种尺寸搭配TE&NATA免焊光源支架，LED两极无需焊线，有效的提升工作效率。

Wide size range to fit TE &NATA poke-in holder.
No soldering cost, high working efficiency.

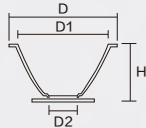


CODE	D	D1	D2	H	FWHM	MAIN LIGHT SOURCE	HOLDER	METAL ADAPTER
2-1120-A3	75	71.4	25	43	15°	OSRAM OPTO SOLERIQ S13 G2 LES13	99.02.73.172	92.76.365.00
2-1121-A4	75	70.8	25	42.8	26°			
2-1122-A4	75	69.5	25	43	36°			

COMPATIBLE LIGHT SOURCES:

- BRIDGELUX V9HD / V13B / V18B
- LUMENS EDC_47_10W
- NICHIA NFCLJ060B
- LUMINUS CXM-11 / CLM-14 / CXM-14-AC40
- CITIZEN CLU038 / CLU720 / CLU720
- CREE CXA1830 / CMT1922
- OSRAM OPTO SOLERIQ S15
- LUMILEDS LUXEON 1208
- SAMSUNG LC026D
- TRIDONIC SLE G7 13MM / SLE G7 15MM

HOLDER: 99.02.73.172



CODE	D	D1	D2	H	FWHM	MAIN LIGHT SOURCE	HOLDER	METAL ADAPTER
2-1701-A	75	71.4	25	43.8	26°	BRIDGELUX V22B LES22	99.02.73.173	92.76.365.00
2-1702-A	75	70	25	43.6	36°			
2-1703-A	75	69.5	25	43.8	44°			

COMPATIBLE LIGHT SOURCES:

- CITIZEN CLU048
- CREE CXA3050
- LUMILEDS LUXEON 1216

HOLDER: 99.02.73.173

AL REFLECTOR POKE-IN AK& AM SERIES

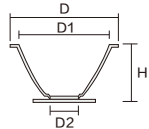


CODE	D	D1	D2	H	FWHM	MAIN LIGHT SOURCE	HOLDER	METAL ADAPTER
2-1536-E	75	71.4	23.2	43.4	15°	CREE CXA1830 LES14	99.02.73.180	92.76.323.00
2-1537-E	75	69.5	23.2	43.4	34°			
2-1538-E	75	70	23.2	43	60°			

COMPATIBLE LIGHT SOURCES:

- LUMILEDS LUXEON 1205 / LUXEON 1208

HOLDER: 99.02.73.XXX



CODE	D	D1	D2	H	FWHM	MAIN LIGHT SOURCE	HOLDER	METAL ADAPTER
3-1548-A3	85	79.3	25	51	15°	OSRAM OPTO SOLERIQ S13 G2 LES13	99.02.73.172	92.76.365.00
3-1549-A3	85	79	25	51	24°			
3-1550-A3	85	78	25	51	46°			

COMPATIBLE LIGHT SOURCES:

- BRIDGELUX V13B / V18B
- CREE CXA1830 / CMT1922
- TRIDONIC SLE G7 13MM / SLE G7 15MM
- CITIZEN CLU038 / CLU720
- SAMSUNG LC026D
- LUMILEDS LUXEON 1208
- NICHIA NFCLJ060B
- LUMINUS CXM-11 / CLM-14 / CXM-14-AC40
- OSRAM OPTO SOLERIQ S15

HOLDER: 99.02.73.172



CODE	D	D1	D2	H	FWHM	MAIN LIGHT SOURCE	HOLDER	METAL ADAPTER
3-2054-A	85	79.3	25	51.8	24°	LUMILEDS LUXEON COB 1216 LES23	99.02.73.173	92.76.365.00
3-2055-E	85	79	25	51.8	30°			
3-2056-A	85	78	25	51.8	50°			

COMPATIBLE LIGHT SOURCES:

- CITIZEN CLU048
- CREE CXA3050

HOLDER: 99.02.73.173



CODE	D	D1	D2	H	FWHM	MAIN LIGHT SOURCE	HOLDER	METAL ADAPTER
3-1915-E	85	79.1	23.2	51.4	15°	CREE CXA1830 LES14	99.02.73.180	92.76.323.00
3-1916-E	85	79	23.2	51.4	22°			
3-1920-E	85	76	23.2	51	58°			

COMPATIBLE LIGHT SOURCES:



CODE	D	D1	D2	H	FWHM	MAIN LIGHT SOURCE	HOLDER	METAL ADAPTER
3-1545-A3	95	84	25	54.8	12°	OSRAM OPTO SOLERIQ S13 G2 LES13	99.02.73.172	92.76.365.00
3-1546-A3	95	84	25	55	25°			
3-1547-A3	95	84	25	55	36°			

COMPATIBLE LIGHT SOURCES:


- BRIDGELUX V9HD / V13B
- CREE CMT1922 / CXA1830
- TRIDONIC SLE G7 13MM / SLE G7 15MM
- CITIZEN CLU038 / CLU720
- SAMSUNG LC026D
- LUMILEDS LUXEON 1208
- LUMINUS CXM-11 / CLM-14 / CXM-14-AC40
- OSRAM OPTO SOLERIQ S15

HOLDER: 99.02.73.172




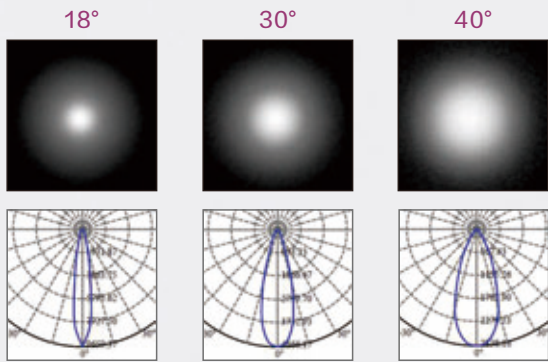
CODE	D	D1	D2	H	FWHM	MAIN LIGHT SOURCE	HOLDER	METAL ADAPTER
3-1917-E	95	84	23.2	55.4	25°	CREE CXA1830 LES14	99.02.73.180	92.76.323.00
3-1918-E	95	84	23.2	55.4	38°			

COMPATIBLE LIGHT SOURCES:


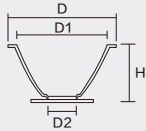


导光柱AF反光杯系列 AF Light Pie Reflector Series


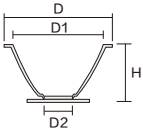
导光柱方案可以有效地优化杂散光，使光斑过渡更均匀。
Light pie improves the fields , more evenly light shape.




CODE	D	D1	D2	H	FWHM	MAIN LIGHT SOURCE	HOLDER	LENS
1676-A	49.6	45.9	20	27	20°	CREE CXA1512 LES8.9	92.70.046.00	92.70.147.00
1677-A	49.6	46	20	27	35°			
1678-A	49.6	46	20	27	40°			
COMPATIBLE LIGHT SOURCES:								
• CITIZEN CLU028 • LUMILEDS LUXEON 1203 • SEOUL SAWx10 • NICHIA NFCWL036B								
• LUMINUS CXM-9-AC40 HOLDER: 92.70.XXX.00								




CODE	D	D1	D2	H	FWHM	MAIN LIGHT SOURCE	HOLDER	LENS
2-1606-A	62	58	20	31	15°	CREE CXA1507 LES8.9	92.70.046.00	92.70.147.00
2-1607-A	62	58	20	31	28°			
2-1608-A	62	58	20	31	38°			
COMPATIBLE LIGHT SOURCES:								




CODE	D	D1	D2	H	FWHM	MAIN LIGHT SOURCE	HOLDER	LENS
2-1570-A	69	64	20	37	14°	CREE CXA1512 LES8.9	92.70.046.00	92.70.147.00
2-1571-A	69	64	20	37	26°			
2-1572-A	69	64	20	37	36°			
COMPATIBLE LIGHT SOURCES:								
• CITIZEN CLU028			• LUMILEDS LUXEON 1203			• SEOUL SAWx10		• NICHIA NFCWL036B
HOLDER: 92.70.XXX.00								




CODE	D	D1	D2	H	FWHM	MAIN LIGHT SOURCE	HOLDER	LENS
2-1609-A	75	68	20	38	15°	CREE CXA1520 LES8.9	92.70.046.00	92.70.147.00
2-1610-A	75	68	20	38	24°			
2-1611-A	75	68	20	38	36°			
COMPATIBLE LIGHT SOURCES:								



CODE	D	D1	D2	H	FWHM	MAIN LIGHT SOURCE	HOLDER	LENS
2-1650-A	75	70	29.4	41	18°	CREE CXA1816 LES12	92.70.129.00	97.70.148.00
2-1651-A	75	70	29.4	41	30°			
2-1652-A	75	70	29.4	41	40°			
COMPATIBLE LIGHT SOURCES:								
• CITIZEN CLU721 • LUMILEDS LUXEON 1208 • LUMINUS CXM-14								
HOLDER: 92.70.XXX.00								




CODE	D	D1	D2	H	FWHM	MAIN LIGHT SOURCE	HOLDER	LENS
3-2016-A	85	82	32	46	15°	LUMILEDS LUXEON COB 1205 LES13	92.70.045.00	92.70.089.00
3-2017-A	85	82	32	46	25°			
3-2018-A	85	82	32	46	39°			
COMPATIBLE LIGHT SOURCES:								
• CREE CXA2520 • LUMINUS CXM-14-AC40 • NICHIA NVEWJ048Z								
HOLDER: 92.70.XXX.00								



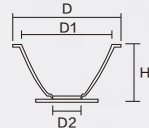
CODE	D	D1	D2	H	FWHM	MAIN LIGHT SOURCE	HOLDER	LENS
3-2019-A	95	86	32	51	16°	LUMILEDS LUXEON COB 1205 LES13	92.70.045.00	92.70.089.00
3-2020-A	95	86	32	51	25°			
3-2021-A	95	86	32	51	46°			
COMPATIBLE LIGHT SOURCES:								
• CREE CXA2520 • LUMINUS CXM-14-AC40 • NICHIA NVEWJ048Z								
HOLDER: 92.70.XXX.00								

旋扣AR反光杯系列 AR Twist Lock Reflector Series

- 搭配NATA专用光学配件，通过旋扣方式固定光学器件，更可靠更好用的装配方案；
- 本系列为NATA专利产品。
- Compatible for Nata optic parts. Fixation by twist lock, firm lock, low labor cost!
- This range is patented products.



CODE	D	D1	D2	H	FWHM	MAIN LIGHT SOURCE	HOLDER
1709-M	49.6	46.4	16	21.7	18°	CITIZEN CLU026 LES9.8	92.70.124.00
1687-M	49.6	46.4	16	21.7	25°		
1-0788-M	49.6	46.4	16	21.7	34°		
1689-M	49.6	46	16	21.7	68°		
COMPATIBLE LIGHT SOURCES:							
<div><div><ul style="list-style-type: none">• CREE CXA1512 / CMT1420• XICATO XOB LES 9.8MM</div><div><ul style="list-style-type: none">• TRIDONIC SLE G7 9MM• LUMENS CXM-6-AC40 / CHM-9-AA10 / CLM-9-AA40 / CXM-9-AC40</div><div><ul style="list-style-type: none">• BRIDGELUX V10B</div><div><ul style="list-style-type: none">• NICHIA NTCWT012B</div></div>							
HOLDER: 92.70.XXX.00							




CODE	D	D1	D2	H	FWHM	MAIN LIGHT SOURCE	HOLDER
2-1674-M	75	71.4	23	43.2	15°	CITIZEN CLU038 LES14.5	92.70.131.00
2-1672-M	75	70	23	43	25°		
2-1676-M	75	69.5	23	43.2	35°		
COMPATIBLE LIGHT SOURCES:							
<div><div><ul style="list-style-type: none">• LUMILEDS LUXEON 1208 / LUXEON 1205• OSRAM OPTO SOLERIQ S13 / SOLERIQ S15• NICHIA NFCWD096B / NFCWD084B / NVEWJ048Z / NFCWJ108B / NFCWJ120B</div><div><ul style="list-style-type: none">• CREE CMT1922• BMTC MA-1919</div><div><ul style="list-style-type: none">• BRIDGELUX V13B• LUMINUS CXM-11 / CXM-14-AC40</div><div><ul style="list-style-type: none">• CITIZEN CLU038• SEOUL SAWx15</div></div>							
HOLDER: 92.70.XXX.00							

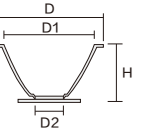


CODE	D	D1	D2	H	FWHM	MAIN LIGHT SOURCE	HOLDER
2-1678-M	75	70	16	42.4	11°	CREE CXA1512 LES8.9	92.70.127.00
2-1680-M	75	70	16	42.4	24°		
2-1682-M	75	70	16	42.4	36°		
COMPATIBLE LIGHT SOURCES:							
• XICATO XOB LES 9.8MM		• CITIZEN CLU028		• BRIDGELUX V10B		• CREE CMT1420	
• TRIDONIC SLE G7 9MM		• BMTC MA-1313		• NICHIA NTCWT012B / NVNWS007Z / NFCWL036B			
• LUMINUS CXM-6-AC40 / CLM-9-AA40 / CXM-9-AC40							
HOLDER: 92.70.XXX.00							


AL REFLECTOR AR TWIST LOCK REFLECTOR SERIES



CODE	D	D1	D2	H	FWHM	MAIN LIGHT SOURCE	HOLDER
2-1738-M	75	71.4	28	43.2	25°	CITIZEN CLU044 LES22	92.70.136.00
2-1740-M	75	70	28	43	36°		
2-1742-M	75	69.5	28	43.2	40°		
COMPATIBLE LIGHT SOURCES:							
• CREE CMT2850 / CXA2520 / CXA3050				• BRIDGELUXV 22B			
HOLDER: 92.70.XXX.00							




CODE	D	D1	D2	H	FWHM	MAIN LIGHT SOURCE	HOLDER
3-2033-M	85	79.3	23	51.2	14°	BRIDGELUX V13B LES13	92.70.131.00
3-2040-M	85	79	23	51	22°		
3-2035-M	85	79	23	51.2	42°		
COMPATIBLE LIGHT SOURCES:							
<div><div><ul style="list-style-type: none">• LUMILEDS LUXEON 1208 / LUXEON 1205• OSRAM OPTO SOLERIQ S13 / SOLERIQ S15• NICHIA NFCWD096B / NFCWD084B / NVEWJ048Z / NFCWJ108B / NFCWJ120B</div><div><ul style="list-style-type: none">• CREE CXA1830 / CMT1922• LUMINUS CXM-14-AC40</div><div><ul style="list-style-type: none">• BRIDGELUX V9HD• BMTC MA-1919• TRIDONIC SLE G7 13MM / SLE G7 15MM</div><div><ul style="list-style-type: none">• CITIZEN CLU038• SEOUL SAWx15</div></div>							
HOLDER: 92.70.XXX.00							



CODE	D	D1	D2	H	FWHM	MAIN LIGHT SOURCE	HOLDER
3-2093-M	85	79.3	28	51.2	23°	CITIZEN CLU044 LES22	92.70.136.00
3-2095-M	85	79	28	51.2	28°		
3-2097-M	85	78	28	51.2	45°		
COMPATIBLE LIGHT SOURCES: • CREE CMT2850 / CXA3050 HOLDER: 92.70.XXX.00							



CODE	D	D1	D2	H	FWHM	MAIN LIGHT SOURCE	HOLDER
3-2042-M	95	84	23	55	13°	BRIDGELUX V13B LES13	92.70.131.00
3-2044-M	95	84	23	55.2	25°		
3-2046-M	95	84	23	55.2	34°		
COMPATIBLE LIGHT SOURCES:							
<div>• TRIDONIC SLE G7 13MM / SLE G7 15MM</div> <div>• CREE CXA1830 / CMT1922</div> <div>• SEOUL SAWx15</div> <div>• CITIZEN CLU038</div> <div>• OSRAM OPTO SOLERIQ S13 / SOLERIQ S15</div> <div>• LUMINUS CXM-11</div> <div>• BMTC MA-1919</div> <div>• NICHIA NFCWD096B / NFCWD084B / NVEWJ048Z / NFCWJ108B / NFCWJ120B</div>							
HOLDER: 92.70.XXX.00							



CODE	D	D1	D2	H	FWHM	MAIN LIGHT SOURCE	HOLDER
3-2099-M	95	84	28	55	21°	CITIZEN CLU044 LES22	92.70.136.00
3-2101-M	95	84	28	55.2	32°		
COMPATIBLE LIGHT SOURCES: ▪ CREE CMT2850 / CXA3050 HOLDER: 92.70.XXX.00							




CODE	D	D1	D2	H	FWHM	MAIN LIGHT SOURCE	HOLDER
4-2273-M	111	100	23	64.6	11°	BRIDGELUX V13B LES13	92.70.131.00
4-2275-M	111	100	23	64.1	18°		
4-2267-M	111	100	22.4	64.2	35°		
COMPATIBLE LIGHT SOURCES:							
• LUMILEDS LUXEON 1208		• CREE CMT1922		• BRIDGELUX V9HD		• CITIZEN CLU038	
• OSRAM OPTO SOLERIQ S13 / SOLERIQ S15		• LUMINUS CXM-14-AC40		• BMTC MA-1919		• SEOUL SAWx15	
• NICHIA NFCWD096B / NFCWD084B / NVEWJ048Z / NFCWJ108B / NFCWJ120B		• TRIDONIC SLE G7 13MM / SLE G7 15MM					
HOLDER: 92.70.XXX.00							



深筒AU射灯系列 AU Deep Spot Light Series

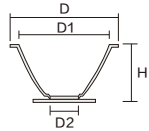
- 本系列反光杯的高度和口径比为1:0.8~0.9，因此拥有更低的UGR值及几乎为零的目视眩光。
- 优秀的光斑均匀性，对比同类产品杂散光（余光）更少。
- Size ratio of this range for Height and Diameter is 1:0.8-0.9, lower UGR and almost Zero glare.
- Less files and excellent light shapes compare with similar range of products.



AL REFLECTOR AU DEEP SPOT LIGHT SERIES



CODE	D	D1	D2	H	FWHM	MAIN LIGHT SOURCE	HOLDER
1420-E	46	41	13.5	36	15°	CREE CXA1512 LES8.9	92.70.046.00
1421-E	46	40	13.5	36	30°		
1422-E	46	41	13.5	36	38°		
COMPATIBLE LIGHT SOURCES:							



CODE	D	D1	D2	H	FWHM	MAIN LIGHT SOURCE	HOLDER
1560-E	50	44.5	13.5	45	15°	CREE CXA1512 LES8.9	92.70.046.00
1561-E	50	44.5	13.5	45	24°		
1562-E	50	44.5	13.5	45	36°		
COMPATIBLE LIGHT SOURCES:							



CODE	D	D1	D2	H	FWHM	MAIN LIGHT SOURCE	HOLDER
1761-A	50	46	18.5	45.7	15°	CITIZEN CLU028 LES9.8	99.02.73.171
1762-A	50	46	18.5	45.7	24°		
1763-A	50	46	18.5	45.7	38°		
COMPATIBLE LIGHT SOURCES:							



CODE	D	D1	D2	H	FWHM	MAIN LIGHT SOURCE	HOLDER
2-1463-A	75	64	23	65	15°	LUMILEDS LUXEON COB 1208 LES15	92.70.135.00
2-1464-E	75	64	23	65	25°		
2-1465-E	75	62	23	65	36°		
COMPATIBLE LIGHT SOURCES:							



CODE	D	D1	D2	H	FWHM	MAIN LIGHT SOURCE	HOLDER
3-1646-E	85	78	25.4	70	18°	CREE CXA2520 LES19	92.70.134.00
3-1647-E	85	78	25.4	70	24°		
3-1648-E	85	78	25.6	70	34°		
COMPATIBLE LIGHT SOURCES:							



CODE	D	D1	D2	H	FWHM	MAIN LIGHT SOURCE	HOLDER
3-1858-E	95	82	23	80	18°	LUMILEDS LUXEON COB 1208 LES15	99.02.73.181
3-1859-E	95	82	23	80	25°		
3-1860-E	95	82	23	80	33°		
COMPATIBLE LIGHT SOURCES:							



常规射灯前环固定AD系列
AD Flange Fixation Series

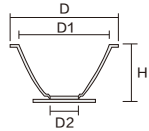
本系列反光杯的边口拥有固定结构，可与灯具前环做固定，极大减少灯具设计师的前期工作及烦恼。
Flange fixation structure to fix the casting front ring, bottom hole size can be as small as possible.

AL REFLECTOR AD FLANGE FIXATION SERIES



CODE	D	D1	D2	H	FWHM	MAIN LIGHT SOURCE	HOLDER
1-0853-A	42	34	18	22.5	36°	CITIZEN CLU028 LES9.8	TE 2313678-6
1-0854-A	42	34	18	22.5	60°		

COMPATIBLE LIGHT SOURCES:




CODE	D	D1	D2	H	FWHM	MAIN LIGHT SOURCE	HOLDER
2-1316-E	65	58	17	40	15°	CREE CXA1820 LES12	92.70.074.00
2-1317-E	65	58	17	40	24°		
2-1318-E	65	58	17	40	36°		

COMPATIBLE LIGHT SOURCES:
• XICATO XOB LES 9.8MM
HOLDER: 92.70.XXX.00
• LUMINUS CXM-9-AC40



CODE	D	D1	D2	H	FWHM	MAIN LIGHT SOURCE	HOLDER
3-1822-E	85	72	23.5	51	16°	LUMILEDS LUXEON COB 1208 LES15	99.02.73.181
3-1823-E	85	72	23	51	24°		
3-1824-E	85	72	23	51	36°		

COMPATIBLE LIGHT SOURCES:



CODE	D	D1	D2	H	FWHM	MAIN LIGHT SOURCE	HOLDER
3-2069-A	85	76	26	51	25°	PHILIPS SLM 1211 G6 L19	—
3-2070-A	85	76	26	51	39°		
3-2071-A	85	76	26	51	60°		

COMPATIBLE LIGHT SOURCES:



CODE	D	D1	D2	H	FWHM	MAIN LIGHT SOURCE	HOLDER
3-1934-E	95	86	23	62	15°	LUMILEDS LUXEON COB 1208 LES15	99.02.73.181
3-1935-E	95	86	23	62	24°		
3-1936-E	95	86	23	62	36°		
3-1937-E	95	86	23	62	57°		

COMPATIBLE LIGHT SOURCES:



铝反光杯常规射灯系列

General Spot Light Optic AL Reflector Series

采用高纯度铝片旋压成型，反射率高，耐高温性能强。

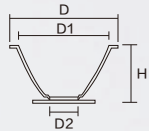
High purity aluminum spun, high efficiency, high temperture resistance.



CODE	D	D1	D2	H	FWHM	MAIN LIGHT SOURCE	HOLDER	METAL ADAPTER
1545-E	22.5	21	11	10	25°	CREE CXA1304 LES6	92.70.043.00	---
1546-E	22.5	21	11	10	38°			
1547-E	22.5	21	11	10	58°			
1567-E	22.5	21	11	10	80°			

COMPATIBLE LIGHT SOURCES:

- BRIDGELUX V6 / V8
- SEOUL SAWX06
- CITIZEN CLU700 / CLU028
- LUMINUS CXM-6-AC40 / CXM-9-AC40
- HOLDER: 92.70.XXX.00



CODE	D	D1	D2	H	FWHM	MAIN LIGHT SOURCE	HOLDER	METAL ADAPTER
1534-E	30	26	11	14	20°	CREE CXA1304 LES6	92.70.043.00	---
1535-E	30	25	11	14	36°			
1536-A	30	25	11	14	55°			

COMPATIBLE LIGHT SOURCES:

- BRIDGELUX V8
- SEOUL SAWX06
- CITIZEN CLU700 / CLU028
- LUMINUS CXM-6-AC40 / CXM-9-AC40
- XICATO XTM 9MM LES
- HOLDER: 92.70.XXX.00



CODE	D	D1	D2	H	FWHM	MAIN LIGHT SOURCE	HOLDER	METAL ADAPTER
1322-E	43.5	41	13.5	29.5	16°	CREE CXA1512 LES8.9	92.70.046.00	---
1321-E	43.5	41	13.5	29.5	24°			
1320-E	43.5	39.9	13.5	29.5	34°			

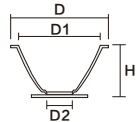
COMPATIBLE LIGHT SOURCES:



CODE	D	D1	D2	H	FWHM	MAIN LIGHT SOURCE	HOLDER	METAL ADAPTER
1449-E	46	44	12	23.8	15°	CITIZEN CLU026 LES9.8	92.70.064.00	---
1450-E	46	44	12	23.8	26°			
1451-E	46	44	12	23.8	40°			
1497-E	46	44	12	23.8	58°			

COMPATIBLE LIGHT SOURCES:

- BRIDGELUX V6 / V8
- CITIZEN CLU700
- LUMILEDS LUXEON 1202S
- CREE CXA1304 / CXA1512
- LUMINUS CXM-6-AC40 / CXM-9-AC40
- XICATO XTM 9MM LES
- HOLDER: 92.70.XXX.00




CODE	D	D1	D2	H	FWHM	MAIN LIGHT SOURCE	HOLDER	METAL ADAPTER
1632-M	49.6	46.4	24	20	15°	CREE CXA1512 LES8.9	B.JB 47.319.6105	---
1633-M	49.6	46.4	24	20	25°			
1634-M	49.6	46.4	24	20	40°			
1635-M	49.6	46	24	20	65°			

COMPATIBLE LIGHT SOURCES:



CODE	D	D1	D2	H	FWHM	MAIN LIGHT SOURCE	HOLDER	METAL ADAPTER
1549-E	49.6	47.6	15	23.6	12°	PHILIPS SLM 1203 G7 L09	---	92.76.330.00
1669-E	49.6	47.6	15	23.6	24°			

COMPATIBLE LIGHT SOURCES:



CODE	D	D1	D2	H	FWHM	MAIN LIGHT SOURCE	HOLDER	METAL ADAPTER
1731-A	49.6	46	15	23.8	18°	BRIDGELUX BXR-V-DR-1830-H-1000-B-13 LES9.3	BENDER AND WIRTH HOLDER490	92.76.330.00
1732-A	49.6	46	15	23.8	38°			
1733-A	49.6	46	15	23.8	60°			

COMPATIBLE LIGHT SOURCES:



CODE	D	D1	D2	H	FWHM	MAIN LIGHT SOURCE	HOLDER	METAL ADAPTER
1365-M	49.6	45	12.3	40	16°	XICATO XTM 9MM LES	---	---
1366-M	49.6	45	14.5	40	24°			
1393-M	49.6	45	14.5	40	40°			

COMPATIBLE LIGHT SOURCES:



CODE	D	D1	D2	H	FWHM	MAIN LIGHT SOURCE	HOLDER	METAL ADAPTER
1364-M	49.6	46.5	14.5	23.6	15°	XICATO XTM 19MM LES	---	---
1612-M	49.6	46	14.5	23.6	60°			
1443-M	49.6	46	22.8	23.6	38°			
1444-M	49.6	46	22.8	23.6	60°			

COMPATIBLE LIGHT SOURCES:

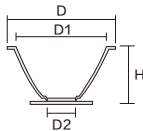


CODE	D	D1	D2	H	FWHM	MAIN LIGHT SOURCE	HOLDER	METAL ADAPTER
2-1050-M	70	65	22.4	44	18°	XICATO XTM 19MM LES	---	---
2-1051-M	70	64.1	22.4	43.5	35°			
2-1052-M	70	65	22.4	44	45°			
2-1053-M	70	66	22.5	44	60°			

COMPATIBLE LIGHT SOURCES:



CODE	D	D1	D2	H	FWHM	MAIN LIGHT SOURCE	HOLDER	METAL ADAPTER
2-1158-M	70	66	14	43	11°	XICATO XTM 9MM LES	---	---
2-1163-M	70	65	12	43	24°			
2-1212-M	70	65	12.1	43	40°			
2-1213-M	70	65	12	43	60°			
COMPATIBLE LIGHT SOURCES:								



CODE	D	D1	D2	H	FWHM	MAIN LIGHT SOURCE	HOLDER	METAL ADAPTER
2-1562-M	75	70	24	40.5	10°	CREE CXA1512 LES8.9	BJB 47.319.6105	---
2-1563-M	75	70	24	40.5	24°			
2-1564-M	75	70	24	40.5	38°			
2-1565-M	75	70	24	40.5	60°			
COMPATIBLE LIGHT SOURCES:								



CODE	D	D1	D2	H	FWHM	MAIN LIGHT SOURCE	HOLDER	METAL ADAPTER
2-1566-M	75	70	32.2	40.6	15°	LUMILEDS LUXEON COB 1204 LES13	BJB 47.319.2011	---
2-1567-M	75	70	32.2	40.6	25°			
2-1568-M	75	70	32.2	40.6	38°			
2-1569-M	75	70	32.2	40.6	60°			
COMPATIBLE LIGHT SOURCES:								
• BRIDGELUX V13B			• LUMILEDS LUXEON 1208			• CITIZEN CLU036 • CREE CXA1816		
• PHILIPS SLM 1208			• SEOUL SAWx15			• TRIDONIC SLE G7 17MM/ SLE G7 21MM		
• LUMINUS CXM-14-AC40								
HOLDER: BJB 47.319.XXXX								

- LUMILEDS LUXEON 1208
- CITIZEN CLU036
- CREE CXA1816
- SEOUL SAWx15
- TRIDONIC SLE G7 17MM/ SLE G7 21MM



CODE	D	D1	D2	H	FWHM	MAIN LIGHT SOURCE	HOLDER	METAL ADAPTER
2-1091-E	75	68.4	20.1	43	25°	BRIDGELUX VERO 18 LES18	—	92.76.263.00
2-1092-E	75	68.4	20.1	43	36°			
2-1093-E	75	68.4	20.1	43	60°			
COMPATIBLE LIGHT SOURCES: • BRIDGELUX VERO 13 HOLDER: 92.70.XXX.00								



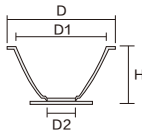
CODE	D	D1	D2	H	FWHM	MAIN LIGHT SOURCE	HOLDER	METAL ADAPTER
2-1102-E	75	69.9	15.2	43	13°	PARAGONLED CBAC-83-30135 LES13.5	—	—
2-1103-E	75	69.8	15.2	43	26°			
2-1426-E	75	68.4	15	43	47°			
COMPATIBLE LIGHT SOURCES:								



CODE	D	D1	D2	H	FWHM	MAIN LIGHT SOURCE	HOLDER	METAL ADAPTER
2-1131-M	75	68	22.4	51	18°	XICATO XTM 19MM LES	—	—
2-1132-M	75	68	22.4	51	30°			
2-1133-M	75	68	22.4	51	45°			
2-1155-M	75	68	22.4	51	60°			
COMPATIBLE LIGHT SOURCES:								



CODE	D	D1	D2	H	FWHM	MAIN LIGHT SOURCE	HOLDER	METAL ADAPTER
2-1429-E	75	70	20	43	18°	PARAGONLED CBAC-88-36185 22W LES18.5	—	—
2-1430-E	75	68.4	20	43	23°			
2-1431-E	75	68.4	20	43	50°			
COMPATIBLE LIGHT SOURCES:								




CODE	D	D1	D2	H	FWHM	MAIN LIGHT SOURCE	HOLDER	METAL ADAPTER
2-1552-A	75	70	19.9	43	15°	BRIDGELUX VERO SE 13B LES13	—	92.76.374.00
2-1551-A	75	70	19.9	43	24°			
2-1550-A	75	70	19.9	43	38°			
2-1549-A	75	70	19.9	43	65°			
COMPATIBLE LIGHT SOURCES:								



CODE	D	D1	D2	H	FWHM	MAIN LIGHT SOURCE	HOLDER	METAL ADAPTER
2-1552-A2	75	70	24.8	43	22°	BRIDGELUX VERO SE 18B LES18	—	92.76.375.00
2-1551-A2	75	70	24.8	43	28°			
2-1550-A2	75	70	24.8	43	40°			
2-1790-A	75	70	24.8	43	60°			
COMPATIBLE LIGHT SOURCES:								



CODE	D	D1	D2	H	FWHM	MAIN LIGHT SOURCE	HOLDER	METAL ADAPTER
2-1588-E	75	71.4	20	43	15°	OSRAM PL-CORE-Z6-MINI -3000 LES13	—	—
2-1589-E	75	70	20	43	28°			
2-1590-E	75	69.5	20	43	40°			
2-1591-E	75	70	20	43	60°			
COMPATIBLE LIGHT SOURCES:								



CODE	D	D1	D2	H	FWHM	MAIN LIGHT SOURCE	HOLDER	METAL ADAPTER
2976-E	75	72	22.8	43	18°	OSRAM PL-CORE-AC-2000-G2	---	92.76.233.00
2977-E	75	70	22.8	43	25°			
2978-E	75	70	22.8	42.8	36°			
2-1033-E	75	70	22.8	43	60°			
COMPATIBLE LIGHT SOURCES: • OSRAM PL-CORE-AC-800-G2 HOLDER: 92.76.xxx.00								

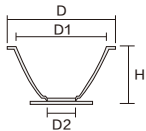


CODE	D	D1	D2	H	FWHM	MAIN LIGHT SOURCE	HOLDER	METAL ADAPTER
3-1938-M	85	78	32.2	51.5	15°	LUMILEDS LUXEON COB 1205 LES13	BJB 47.319.2011	—
3-1939-M	85	78	32.2	51.5	25°			
3-1940-M	85	78	32.2	51.5	35°			
3-1941-M	85	78	32.2	51.5	58°			
COMPATIBLE LIGHT SOURCES:								
• BRIDGELUX V13B • LUMILEDS LUXEON 1204 / 1208 • LUMINUS CXM-14-AC40 • SEOUL SAWx15								
• TRIDONIC SLE G7 17MM								
HOLDER: BJB 47.319.XXXX								


- LUMILEDS LUXEON 1204 / 1208
- LUMINUS CXM-14-AC40
- SEOUL SAWx15



CODE	D	D1	D2	H	FWHM	MAIN LIGHT SOURCE	HOLDER	METAL ADAPTER
3-1468-E	85	80	20.1	51	15°	BRIDGELUX VERO13 LES13	---	92.76.263.00
3-1469-E	85	76	20.1	51	24°			
3-1484-E	85	76	20.1	51	36°			
3-1816-E	85	76	20.1	51	59°			
COMPATIBLE LIGHT SOURCES: • BRIDGELUX VERO 18 HOLDER: 92.76.xxx.00								



CODE	D	D1	D2	H	FWHM	MAIN LIGHT SOURCE	HOLDER	METAL ADAPTER
3-1864-E	85	79.3	25	51	16°	CITIZEN CLC251 LES19	---	92.76.340.00
3-1865-E	85	79	25	51	24°			
3-1866-E	85	78	25	51	42°			
3-1922-E	85	76	25	51	58°			
COMPATIBLE LIGHT SOURCES:								



CODE	D	D1	D2	H	FWHM	MAIN LIGHT SOURCE	HOLDER	METAL ADAPTER
3-1901-M	85	79	22.4	51	24°	XICATO XTM 19MM LES	—	—
3-1903-M	85	79	22.4	51	40°			
3-1905-M	85	79	22.4	51	62°			
COMPATIBLE LIGHT SOURCES:								



CODE	D	D1	D2	H	FWHM	MAIN LIGHT SOURCE	HOLDER	METAL ADAPTER
3-1965-E	85	79	20	51	24°	OSRAM PL-CORE-Z6-MINI -3000 LES13	---	---
3-1966-E	85	78	20	51	36°			
COMPATIBLE LIGHT SOURCES:								



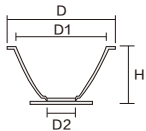
CODE	D	D1	D2	H	FWHM	MAIN LIGHT SOURCE	HOLDER	METAL ADAPTER
3-1984-E	85	79.3	22.8	51	12°	CITIZEN CLC241 LES17	—	92.76.233.00
3-1377-E	85	80	22.8	51	20°			
3-1867-E	85	78	22.8	51	38°			
COMPATIBLE LIGHT SOURCES:								



CODE	D	D1	D2	H	FWHM	MAIN LIGHT SOURCE	HOLDER	METAL ADAPTER
3-1942-M	95	86	32.2	55.5	16°	LUMILEDS LUXEON COB 1208 LES15	BJB 47.319.2011	—
3-1943-M	95	86	32.2	55.5	28°			
3-1944-M	95	86	32.2	55.5	40°			
3-1945-M	95	86	32.2	55.5	58°			
COMPATIBLE LIGHT SOURCES:								
• BRIDGELUX V13B / V18B			• LUMILEDS LUXEON 1204 / 1205			• CITIZEN CLU036		• SEOUL SAWx15
• PHILIPS SLM SLM 1208			• LUMINUS CXM-14-AC40			• TRIDONIC SLE G7 17MM / SLE G7 21MM		
HOLDER: BJB 47.319.XXXX								



CODE	D	D1	D2	H	FWHM	MAIN LIGHT SOURCE	HOLDER	METAL ADAPTER
3-1594-E	95	88	20.1	48	18°	BRIDGELUX VERO 18 LES18	---	92.76.263.00
3-1542-E	95	88	20.1	48	24°			
3-1543-E	95	88	20.1	48	36°			
3-1544-E	95	87.7	20.1	48	56°			
COMPATIBLE LIGHT SOURCES: • BRIDGELUX VERO 13 HOLDER: 92.76.xxx.00								



CODE	D	D1	D2	H	FWHM	MAIN LIGHT SOURCE	HOLDER	METAL ADAPTER
3-1640-E	95	88	37	45.5	26°	BRIDGELUX VERO29 LES29	---	92.76.227.00
3-1641-E	95	88	37	45.5	38°			
3-1642-E	95	87.6	37	48	55°			
COMPATIBLE LIGHT SOURCES:								



CODE	D	D1	D2	H	FWHM	MAIN LIGHT SOURCE	HOLDER	METAL ADAPTER
3-1923-E	95	84	25	55	15°	CITIZEN CLC251 LES19	—	92.76.340.00
3-1924-E	95	84	25	55	25°			
3-1925-E	95	84	25	55	40°			
COMPATIBLE LIGHT SOURCES:								



CODE	D	D1	D2	H	FWHM	MAIN LIGHT SOURCE	HOLDER	METAL ADAPTER
4-2219-A	111	100	42	65	21°	BRIDGELUX V22B LES22	BJB 47.319.2030	—
4-2220-A	111	100	42	65	27°			
4-2221-A	111	100	42	65	38°			
4-2222-A	111	100	42	65	63°			
COMPATIBLE LIGHT SOURCES:								
• LUMILEDS LUXEON 1216			• CITIZEN CLU044			• SEOUL SAWx22		
HOLDER: BJB 47.319.XXXX								




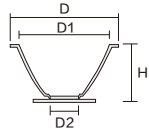
CODE	D	D1	D2	H	FWHM	MAIN LIGHT SOURCE	HOLDER	METAL ADAPTER
4-1638-E	111	100	20.1	65	15°	BRIDGELUX VERO 18 LES18	---	92.76.263.00
4-1731-E	111	100	20.1	65	27°			
4-1886-E	111	100	20.1	65	36°			
COMPATIBLE LIGHT SOURCES:								
• BRIDGELUX VERO 13 (ONLY 4-1731-E, 4-1886-E APPLIES)								



CODE	D	D1	D2	H	FWHM	MAIN LIGHT SOURCE	HOLDER	METAL ADAPTER
4-1887-E	111	100	20.1	65	55°	BRIDGELUX VERO 18 LES18	---	92.76.263.00
4-2126-E	111	100	20.1	65	70°			
4-2140-B	111	100	20.1	65	34° *59°			
COMPATIBLE LIGHT SOURCES: • BRIDGELUX VERO 13 (ONLY 4-1887-E APPLIES) HOLDER: 92.76.xxx.00								



CODE	D	D1	D2	H	FWHM	MAIN LIGHT SOURCE	HOLDER	METAL ADAPTER
4-1664-E	111	100	37	65	24°	BRIDGELUX VERO29 LES29	—	92.76.227.00
4-1666-E	111	100	37	64.9	40°			
4-1820-E	111	100	37	65	55°			
COMPATIBLE LIGHT SOURCES:								



CODE	D	D1	D2	H	FWHM	MAIN LIGHT SOURCE	HOLDER	METAL ADAPTER
4-2177-E	111	100	22.8	65	13°	OSRAM PL-CORE-AC-2000-G2 LES19	—	92.76.233.00
4-1891-E	111	100	22.8	65	36°			
COMPATIBLE LIGHT SOURCES:								



CODE	D	D1	D2	H	FWHM	MAIN LIGHT SOURCE	HOLDER	METAL ADAPTER
4-1761-E	111	100	22.8	65	14°	LUMENS EDC_57C_30W LES21	—	92.76.233.00
4-1762-E	111	100	22.8	65	24°			
4-1763-E	111	100	22.8	65	36°			
4-1940-E	111	100	22.8	65	58°			
COMPATIBLE LIGHT SOURCES: • NICHIA NFCLJ060B (ONLY 4-1761-E, 4-1762-E APPLIES) HOLDER: 92.76.xxx.00								



CODE	D	D1	D2	H	FWHM	MAIN LIGHT SOURCE	HOLDER	METAL ADAPTER
4-1966-M	111	100	22.4	65	13°	XICATO XTM 19MM LES	—	—
4-1983-M	111	100	22.4	65	24°			
4-1984-M	111	100	22.4	65	40°			
4-1985-M	111	100	22.4	66	60°			
COMPATIBLE LIGHT SOURCES:								




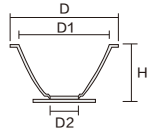
CODE	D	D1	D2	H	FWHM	MAIN LIGHT SOURCE	HOLDER	METAL ADAPTER
4-1990-E	111	100	22.8	65	38°	NICHIA NFCLJ060B LES11.5	TE 2213382-2	92.76.233.00
4-1991-E	111	100	22.8	65	48°			
COMPATIBLE LIGHT SOURCES:								



CODE	D	D1	D2	H	FWHM	MAIN LIGHT SOURCE	HOLDER	METAL ADAPTER
4-2102-E	111	100	20	65	12°	PARAGONLED CBAC-88-36185 22W LES18.5	—	—
4-2103-E	111	100	20	65	24°			
COMPATIBLE LIGHT SOURCES:								



CODE	D	D1	D2	H	FWHM	MAIN LIGHT SOURCE	HOLDER	METAL ADAPTER
4-2173-E	111	100	25	65	15°	CITIZEN CLC251 LES19	—	92.76.340.00
4-2174-E	111	100	25	65	25°			
COMPATIBLE LIGHT SOURCES:								



CODE	D	D1	D2	H	FWHM	MAIN LIGHT SOURCE	HOLDER	METAL ADAPTER
4-2175-E	111	100	22.8	65	9°	CITIZEN CLC241 LES17	—	92.76.233.00
4-2176-E	111	100	22.8	65	31°			
COMPATIBLE LIGHT SOURCES:								




CODE	D	D1	D2	H	FWHM	MAIN LIGHT SOURCE	HOLDER	METAL ADAPTER
4-2269-A	111	100	36	65	24°	BRIDGELUX VERO SE 29B LES29	—	—
4-2270-A	111	100	36	65	40°			
4-2271-E	111	100	36	65	62°			
COMPATIBLE LIGHT SOURCES:								



CODE	D	D1	D2	H	FWHM	MAIN LIGHT SOURCE	HOLDER	METAL ADAPTER
2-1536-E	75	71.4	23.2	43.4	15°	PHILIPS SLM 1205 G7 L13	—	92.76.323.00
2-1537-E	75	69.5	23.2	43.4	34°			
2-1538-E	75	69.5	23.2	43	61°			
COMPATIBLE LIGHT SOURCES:								
• LUMENS EDC_57_20W			• PHILIPS SLM 1208 G7 L15					
HOLDER: 92.76.xxx.00								




CODE	D	D1	D2	H	FWHM	MAIN LIGHT SOURCE	HOLDER	METAL ADAPTER
3-1915-E	85	79.1	23.2	51.4	15°	PHILIPS SLM 1205 G7 L13	---	92.76.323.00
3-1920-E	85	76	23.2	51	52°			
3-1917-E	95	84	23.2	55.4	24°			
COMPATIBLE LIGHT SOURCES: • PHILIPS SLM 1208 G7 L15 HOLDER: 92.76.xxx.00								



CODE	D	D1	D2	H	FWHM	MAIN LIGHT SOURCE	HOLDER	METAL ADAPTER
4-2108-A	111	100	23.2	65	11°	PHILIPS SLM 1205 G7 L13	—	92.76.323.00
4-2109-E	111	100	23.2	64.9	24°			
4-2129-E	111	100	23.2	64.9	38°			
COMPATIBLE LIGHT SOURCES: • PHILIPS SLM 1208 G7 L15 HOLDER: 92.76.xxx.00								

筒灯系列 Downlight Series

- 多种筒灯尺寸，从低功率到高功率均可满足，同时具有更均匀的光形；
- 本系列反光杯可提供多种不同的表面处理。
- Wide range downlight from low to high power application. Good Light shape.
- Varity of light surface treatment.



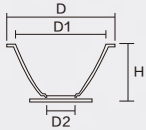
CODE	D	D1	D2	H	FWHM	MAIN LIGHT SOURCE	HOLDER	METAL ADAPTER
3-1219-E	90	78.5	20	35.5	45°	CREE CXA1512 LES8.9	92.70.046.00	—

COMPATIBLE LIGHT SOURCES:
• CREE CXA1816
HOLDER: 92.70.XXX.00



CODE	D	D1	D2	H	FWHM	MAIN LIGHT SOURCE	HOLDER	METAL ADAPTER
5-1014-A	150	140	25	70	57°	PHILIPS SLM 1208 G6 L15	—	92.76.172.00

COMPATIBLE LIGHT SOURCES:
• PHILIPS SLM 1205 G6 L13 / SLM 1211 G6 L19

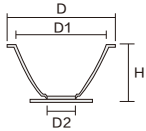


AL REFLECTOR DOWNLIGHT SERIES



CODE	D	D1	D2	H	FWHM	MAIN LIGHT SOURCE	HOLDER	METAL ADAPTER
6723-A	175	160	25	69.1	82°	LUMILEDS LUXEON COB 1216 LES23	99.02.73.173	92.76.365.00
8384-E	214	200	25	84.4	83°			

COMPATIBLE LIGHT SOURCES:
• CITIZEN CLU046
HOLDER: 99.02.73.173
• LUMILEDS LUXEON 1211
• CREE CXA3050



CODE	D	D1	D2	H	FWHM	MAIN LIGHT SOURCE	HOLDER	METAL ADAPTER
8370-E	220	214	50	136	13°	CITIZEN CLU550 LES32.8	—	—

COMPATIBLE LIGHT SOURCES:



CODE	D	D1	D2	H	FWHM	MAIN LIGHT SOURCE	HOLDER	METAL ADAPTER
4-2026-G	120	105	67	71.9	74°	PHILIPS DLM FLEX LES64	—	—
6495-EG	158	144	68	73.6	65°			

COMPATIBLE LIGHT SOURCES:
• PHILIPS DLM 2000LM / DLM 2000LM / DLM FLEX (ONLY 4-2026-G APPLIES)
• OSRAM PL-CUBE-AC-2000 (ONLY 4-2026-G APPLIES)



CODE	D	D1	D2	H	FWHM	MAIN LIGHT SOURCE	HOLDER	METAL ADAPTER
6585-F	170	160	114.5	55	65°	PHILIPS DLM FS 2000LM	—	—
6574-F	170	160	114.5	38	90°	PHILIPS DLM FS 1000LM		

COMPATIBLE LIGHT SOURCES:
• PHILIPS DL-S 900LM



CODE	D	D1	D2	H	FWHM	MAIN LIGHT SOURCE	HOLDER	METAL ADAPTER
6740-A	170	160	70.5	70	60°	PHILIPS DLM 2000LM LES64	—	—
6740-A2	170	160	70.5	70	62°			
7639-F	171	165	68	60	68°			

COMPATIBLE LIGHT SOURCES:



CODE	D	D1	D2	H	FWHM	MAIN LIGHT SOURCE	HOLDER	METAL ADAPTER
8-0351-M	226	200	146.3	63.2	60°	PHILIPS DLM FS 2000LM	—	—
8-0352-M	226	200	146.3	36.2	90°			

COMPATIBLE LIGHT SOURCES:
• PHILIPS DL-S 1200LM



一体式筒灯系列

Integrated Downlight Series

- 多种筒灯尺寸，从低功率到高功率均可满足，同时具有更均匀的光形；
- 本系列反光杯可提供多种不同的表面处理。
- Size ratio of this range for Height and Diameter is 1:0.8-0.9, lower UGR and almost Zero glare.
- Less files and excellent light shapes compare with similar range of products.

为您的PCB/COB订制的低眩筒灯

OEM/ODM Low glare downlight for your PCB BOARD/COB

表面处理 Surface treatment:



亮光
specular



半哑光
semi-specular



全白
white 2 sides



全黑
black 2 sides



内半哑光外白
specular inner
outer white



内银外白圈
semi-specular
with white trim



亮光白外圈
specular with
white trim



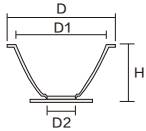
半哑光白外圈
semi-specular
inner outer white

常用尺寸 size:



CODE	D	D1	D2	H	FWHM	MAIN LIGHT SOURCE	HOLDER	METAL ADAPTER
5944-AK	135	102.8	55	61.2	78°	OSRAM 2835 9W SMD	—	—
5944-P	135	102.8	55	61.2	79°			

COMPATIBLE LIGHT SOURCES:



CODE	D	D1	D2	H	FWHM	MAIN LIGHT SOURCE	HOLDER	METAL ADAPTER
5937-AK	145	110.4	57	61.2	85°	OSRAM 2835 9W SMD	—	—
5937-P	145	110.4	57	61.2	82°			

COMPATIBLE LIGHT SOURCES:



CODE	D	D1	D2	H	FWHM	MAIN LIGHT SOURCE	HOLDER	METAL ADAPTER
6684-AK	165	132.7	70	71.5	70°	OSRAM 2835 12W SMD	—	—
6684-P	165	132.7	70	71.5	83°			

COMPATIBLE LIGHT SOURCES:



CODE	D	D1	D2	H	FWHM	MAIN LIGHT SOURCE	HOLDER	METAL ADAPTER
7613-AK	189	136.4	69.4	79.5	82°	OSRAM 2835 12W SMD	—	—
7613-P	189	136.4	69.4	79.5	80°			

COMPATIBLE LIGHT SOURCES:



CODE	D	D1	D2	H	FWHM	MAIN LIGHT SOURCE	HOLDER	METAL ADAPTER
8362-AK	205	195.7	92	91.5	82°	OSRAM 2835 15W SMD	—	—
8362-P	205	195.7	92	91.5	82°			

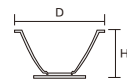
COMPATIBLE LIGHT SOURCES:



CODE	D	D1	D2	H	FWHM	MAIN LIGHT SOURCE	HOLDER	METAL ADAPTER
8366-AK	205	157.7	92.7	91.5	78°	OSRAM 2835 15W SMD	—	—
8366-P	205	157.7	92.7	91.5	79°			

COMPATIBLE LIGHT SOURCES:

铝杯工矿灯系列 Lowbay Reflector Series



D x H: 350 x 137.5
OSRAM 100W LED 3030



D x H: 386 x 135.2
OSRAM 100W LED 3030



D x H: 386 x 110
OSRAM 100W LED 3030



D x H: 419 x 89.7
OSRAM 100W LED 3030




D x H: 502.8 x 102.2
OSRAM 100W LED 3030



D x H: 526.6 x 336.5
OSRAM 100W LED 3030




D x H: 423.5 x 290.1
FWHM: 65°
OSRAM 100W LED 3030



D x H: 462 x 235.1
FWHM: 36°
OSRAM 100W LED 3030




D x H: 489 x 295.1
FWHM: 16°
OSRAM 100W LED 3030



D x H: 500 x 292.3
FWHM: 35°
OSRAM 100W LED 3030



D x H: 524.7 x 130.9
FWHM: 95°
OSRAM 100W LED 3030



D x H: 270 x 126
OSRAM 100W LED 3030




D x H: 278 x 136
FWHM: 10°
CITIZEN CLU550 LES32.8




D x H: 286.5 x 169.4
OSRAM 100W LED 3030



D x H: 401 x 96.7
OSRAM 100W LED 3030




D x H: 423.6 x 266.2
FWHM: 35°
OSRAM 100W LED 3030



D x H: 367.5 x 156
OSRAM 100W LED 3030




D x H: 419 x 234.1
OSRAM 100W LED 3030



D x H: 400 x 183.6
OSRAM 100W LED 3030

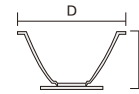


D x H: 440 x 163
OSRAM 100W LED 3030



D x H: 267.8 x 182.7
FWHM: 60°
OSRAM 100W LED 3030

MUTI-FUNCTION/HIGHBAY REFLECTOR SERIES





塑料反光杯
PC REFLECTOR



创新专利产品
Innovative patent



360° 随意安装
360° freely installation

DV360低眩塑料反光杯系列 DV 360 Low Glare PC Reflector Series


- 创新专利易拆装结构，360° 随意装拆，且牢固性好，节省人工装配时间及成本。
- 反光杯高度与口径比例1:0.9且尺寸细小，获得优秀的光学效果同时兼顾灯具体积的控制。
- 光斑均匀过渡，低目视眩光，UGR < 16。
- 外白设计，简洁且节省额外喷涂成本。
- Innovative 360° freely installation (patented). Save time and labor cost for assembling.
- The size of reflector is slim and H:D ratio is 1:0.9. Small size but light quality is guaranteed.
- Evenly light transition, low glare UGR<16.
- White outer surface, fresh look and save top coat cost.

15°

24°

36°

45°



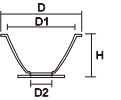
CODE	D	D1	D2	H	FWHM	MAIN LIGHT SOURCE	HOLDER
1-0940-N	35	30	8	26.7	15°	LUMINUS CXM-6-AC00	92.70.259.00
1-0941-N	35	30	8	26.7	24°		
1-0942-N	35	30	8	26.7	36°		
1-0943-N	35	30	8	26.7	45°		

COMPATIBLE LIGHT SOURCES:

• BRIDGELUX V6HD LES7
HOLDER: 92.70.XXX.00

• CITIZEN CLU700 LES6.0

• SEOUL SAWX06 LES6



CODE	D	D1	D2	H	FWHM	MAIN LIGHT SOURCE	HOLDER
1-0935-N	45	40	11.1	37.3	15°	LUMINUS CXM-9-AC40	92.70.246.00
1-0936-N	45	40	11.1	37.3	24°		
1-0937-N	45	40	11.1	37.3	36°		
1-0938-N	45	40	11.1	37.3	45°		

COMPATIBLE LIGHT SOURCES:

• SAMSUNG LC009D LES9

• CITIZEN CLU028 LES9.8

• SEOUL SAWX10 LES9.8

• TRIDONIC SLE G7 9MM

• PHILIPS Fortimo LED SLM 1201 / 1202 / 1203 / 1204 G7N
HOLDER: 92.70.XXX.00



CODE	D	D1	D2	H	FWHM	MAIN LIGHT SOURCE	HOLDER
1-1060-N	50	45	11.3	39	15°	LUMINUS CXM-9-AC40	92.70.246.00
1-1061-N	50	45	11.3	39	24°		
1-1062-N	50	45	11.3	39	36°		
1-1063-N	50	45	11.3	39	45°		

COMPATIBLE LIGHT SOURCES:

• SAMSUNG LC009D LES9


• CITIZEN CLU028 LES9.8

• SEOUL SAWX10 LES9.8

• TRIDONIC SLE G7 9MM

• PHILIPS Fortimo LED SLM 1201 / 1202 / 1203 / 1204 G7N
HOLDER: 92.70.XXX.00



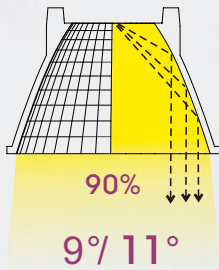



窄细COB反光杯系列

Spot Beam COB reflector Series

- 角度小至9° 及11° ，高度聚焦。
- 尺寸只有35及50MM，应用场所通用性高。
- Beam angle only 9° and 11° , spot highly focused on prouduct.
- Tiny size 35mm & 50mm diameter widely apply on general places, good for cost saving.

应用场合 Application:
商照射灯，珠宝店，博物馆
Commercial Lighting, jewellery shops, museum



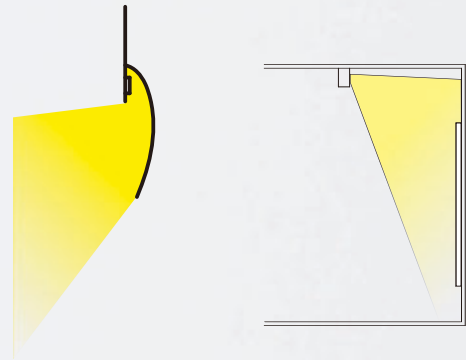
	CODE	D	D1	D2	H	FWHM	LIGHT SOURCE	HOLDER	
	1653-S	35	31.9	13.5	21.5	11°	CITIZEN CLU7A2 LES4.2	92.70.043.00	
	1656-S	50	46.8	18.9	30	9°	CITIZEN CLU7A2 LES4.2	92.70.123.00	



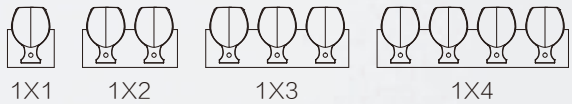
贝壳反光杯系列

Shell Reflector Series


- 可根据灯具功率随意排列不同的数量；
- 安装简便；
- 光斑均匀，眩光值低；
- 反光杯体积小，外观新颖。
- Quantity of reflector can be designed according to the power of the lamp.
- Easy to install.
- Even spot and low glare.
- Slim size.



自由排列 Free arrangement



	CODE	D	D1	D2	H	FWHM	LIGHT SOURCE	
	1-0847-S	42.7	29.4	—	7.8	30°	LUMILEDS LUXEON 3030	
	1-0848-S	40.6	25.5	—	9.6	60°	LUMILEDS LUXEON 3030	



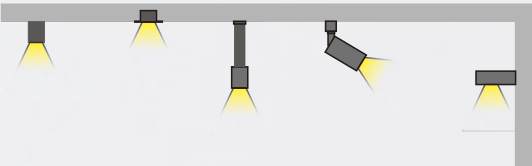
阵列反射器系列

Multi-Combination Reflector Modules

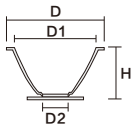
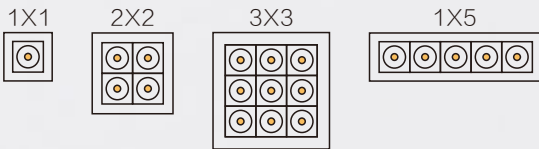

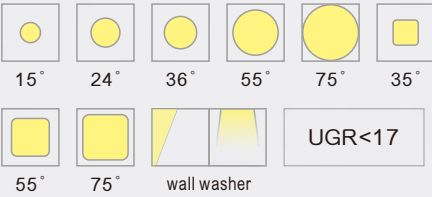
应用场合：商业照明
安装简易，备有15°，24°，36°，55°，75°，35° *35°，55° *55°，75° *75° 多种角度，灯具可根据具体应用搭配不同光型的反射器，营造丰富多样的光型及角度。

Application : Commercial Lighting
Easy install
Various beam angles 15°，24°，36°，55°，75°，35° *35°，55° *55°，75° *75° for combination.

组合应用 Example of combination
明装筒灯，嵌射灯，吊灯，轨道灯，壁灯，线条灯等
Led Downlight, Recessed Downlight, Pendant Lamp, Led Track Light, Wall Light, Linear Light System



多角度可供选项
Muti-angle on options



PC REFLECTOR MULTI-COMBINATION REFLECTOR MODULES

VIEW	CODE	D	D1	D2	H	FWHM	MAIN LIGHT SOURCE	LIGHT SHAPE	HOLDER
	1-0803-S	35	32.3	5.4	18	36° *36°	LUMILEDS LUXEON 5050		 92.70.208.00 92.70.218.00 92.70.219.00 92.70.220.00
	1-0804-S	35	32.3	5.5	18	55° *55°	LUMILEDS LUXEON 5050		
	1-0805-S	35	32.3	10	18	75° *75°	LUMILEDS LUXEON 5050		
	1-0806-S	35	32.3	5.98	18	35° *75°	LUMILEDS LUXEON 5050		
	1-0807-S	35	32.2	—	18	P-25°	LUMILEDS LUXEON 5050		
	1-0808-S	35	32.3	9	18	15°	LUMILEDS LUXEON 5050		
	1-0809-S	35	32.3	10	18	24°	LUMILEDS LUXEON 5050		
	1-0810-S	35	32.3	11	18	36°	LUMILEDS LUXEON 5050		
	1-0811-S	35	32.2	5.8	18	55°	LUMILEDS LUXEON 5050		
	1-0812-S	35	32.2	9.8	18	75°	LUMILEDS LUXEON 5050		
	1-1041-S	35	32.2	—	18	P-17°	LUMILEDS LUXEON 5050		

COMPATIBLE LIGHT SOURCES: OSRAM 5050 (DURIS S8) HOLDER: 92.70.XXX.00





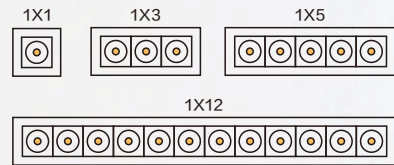
线条灯系列

Linear Reflector Series

- 可根据灯具功率随意排列不同的数量；
- 安装简便；
- 光斑均匀，眩光值低。

- Quantity of reflector can be designed according to the power of the lamp.
- Easy to install.
- Evenly spot and low glare.

自由排列 Free arrangement



安装简便
Easy to install



CODE	D	D1	D2	H	FWHM	MAIN LIGHT SOURCE	HOLDER	LENS
5-1065-N	134.8	30	3.59	22.9	15°	CREE XP-E2 LES3.5	—	—
5-1067-N	134.8	30	4.88	22.9	24°			
5-1069-N	134.8	30	4.9	22.9	36°			
5-1213-N	134.8	30	4.9	22.9	22° *44°			

COMPATIBLE LIGHT SOURCES:
• LUMINUS SST-20




CODE	D	D1	D2	H	FWHM	MAIN LIGHT SOURCE	HOLDER	ANTI-DUST COVER
12-0071-S	304.8	35.5	12.7	18.8	42° * 60°	CREE XP-E2 LES3.5	92.70.267.00	99.02.73.185
					53° * 66°			99.02.73.186
12-0071-S2	304.8	35.5	12.7	18.8	55° * 66°	CREE XP-E2 LES3.5	92.70.267.00	99.02.73.185
					60° * 70°			99.02.73.186

导光柱系列

Light Pie Series

导光柱方案可以有效地优化杂散光，使光斑过渡更均匀。

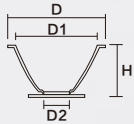
Reduce the light field. More evenly light shape



CODE	D	D1	D2	H	FWHM	MAIN LIGHT SOURCE	HOLDER	LENS
1426-N	50	46	19.9	23.8	20°	CREE CXA1520 LES8.9	92.70.046.00	92.70.147.00
1436-N	50	46	19.9	23.8	24°			
1437-N	50	46	19.9	23.8	39°			

COMPATIBLE LIGHT SOURCES:
• BRIDGELUX V4 HD / V6 HD
• LUMINUS CXM-6 / CXM-9
HOLDER: 92.70.XXX.00

• CITIZEN CLU7A2 / CLU028
• NICHIA NFCWL036B



CODE	D	D1	D2	H	FWHM	MAIN LIGHT SOURCE	HOLDER	LENS
2-1258-N	75	70.3	30.2	38	24°	CREE CXA2520 LES19	92.70.045.00	92.70.059.00
2-1259-N	75	70	30.2	38	26°			
2-1299-N	75	70	30.2	38	38°			

COMPATIBLE LIGHT SOURCES:
• OSRAM OPTO SOLERIQ S13 / SOLERIQ S15
• LUMINUS CXM-11-AC30 / CXM-14-AC40
• NICHIA NFCWD084B / NFCWJ108B / NFCWJ120B / NFCWD096B
HOLDER: 92.70.XXX.00

• BRIDGELUX V9 HD
• LUMILEDS LUXEON 1208
• CITIZEN CLU038
• CREE CXA1816



CODE	D	D1	D2	H	FWHM	MAIN LIGHT SOURCE	HOLDER	LENS
3-1698-N	85	78.8	31.8	43	22°	CREE CXA2520 LES19	92.70.045.00	92.70.089.00
3-1699-N	85	78.8	31.8	43	24°			
3-1700-N	85	77.1	31.8	43	38°			

COMPATIBLE LIGHT SOURCES:
• LUMINUS CHM-9-XH20 / CXM-11-AC30 / CXM-14-AC40
• OSRAM OPTO SOLERIQ S19 / SOLERIQ S13 / SOLERIQ S15
• NICHIA NFCWD084B / NFCWJ108B / NFCWJ120B / NFCWD096B / NFDWJ130B / NVEWJ048Z
HOLDER: 92.70.XXX.00

• BRIDGELUX V9 HD
• CITIZEN CLU038
• LUMILEDS LUXEON 1208
• CREE CXA1816 / CMT1922



CODE	D	D1	D2	H	FWHM	MAIN LIGHT SOURCE	HOLDER	LENS
3-1701-N	92	86	38	43	20°	CREE CXA2520 LES19	92.70.045.00	92.70.061.00
3-1742-N	92	86	38	43	27°			
3-1703-N	92	86.2	38	43	39°			

COMPATIBLE LIGHT SOURCES:
• LUMINUS CHM-9-XH20 / CXM-11-AC30 / CXM-14-AC40
• OSRAM OPTO SOLERIQ S19 / SOLERIQ S13 / SOLERIQ S15
• NICHIA NFCWD084B / NFCWJ108B / NFCWJ120B / NFCWD096B / NFDWJ130B / NVEWJ048Z
HOLDER: 92.70.XXX.00

• BRIDGELUX V9 HD
• CITIZEN CLU038
• LUMILEDS LUXEON 1208
• CREE CXA1816 / CMT1922



塑胶反光杯常规射灯系列

General Spot Light Optic PC Reflector Series

- 注塑一体成型，具有极高的稳定性；
- 外加真空镀膜处理，出光效率高，结构多样性等特点。


- Injection and high efficiency vacuum metalized coating.
- Suitable for complex structure application.

	CODE	D	D1	D2	H	FWHM	MAIN LIGHT SOURCE	HOLDER	LENS
	1651-S	25	22.6	10.8	11.5	20°	CREE CXA1310 LES6	92.70.043.00	—
	1652-S	25	22.6	12.1	11.5	40°			
	1679-S	25	22	14	11.5	65°			

COMPATIBLE LIGHT SOURCES:

- LUMILEDS LUXEON COB 1202S
- XICATO XOB LES 6MM
- LUMINUS CXM-6-AC40

HOLDER: 92.70.XXX.00

	CODE	D	D1	D2	H	FWHM	MAIN LIGHT SOURCE	HOLDER	LENS
	1653-S	35	31.9	13.5	21.5	12°	CITIZEN CLU028 LES9.8	92.70.124.00	—
	1654-S	35	31.9	13.5	21.5	27°			
	1655-S	35	31.9	14.6	21.5	38°			
	1680-S	35	31.8	15.4	21.5	60°			

COMPATIBLE LIGHT SOURCES:

- LUMINUS CLM-9-AA40 / CXM-9-AC40
- SEOUL SAWX10
- TRIDONIC SLE G7 9MM

HOLDER: 92.70.XXX.00

PC REFLECTOR GENERAL SPOT LIGHT OPTIC SERIES



CODE	D	D1	D2	H	FWHM	MAIN LIGHT SOURCE	HOLDER	LENS
1405-N	44	39	12.2	20	26°	CITIZEN CLU028 LES9.8	92.70.064.00	—
1406-N	44	39	12.2	20	38°			
1407-N	44	39	12.2	20	48°			
1408-N	44	39	12.2	20	58°			

COMPATIBLE LIGHT SOURCES:

- BRIDGELUX V4 HD / V6 HD / V8 / V10
- EDISON 2PHM10WW38P55020 LES 3MM
- NICHIA NTCWS024B / NTCWT012B / NVNWS007Z
- LUMINUS CXM-3-AC40 / CXM-4-AC40 / CXM-6-AC40 / CLM-9-AA40 / CXM-9-AC40
- SEOUL SAWX10
- TRIDONIC SLE G7 9MM
- XICATO XOB LES 6MM / XOB LES 9.8MM
- CITIZEN CLU7A2
- CREE CXA1512 / CMT1420

HOLDER: 92.70.XXX.00



CODE	D	D1	D2	H	FWHM	MAIN LIGHT SOURCE	HOLDER	LENS
1656-S	50	46.8	18.9	30	15°	CREE CXA1512 LES8.9	92.70.127.00	—
1657-S	50	46.8	18.6	30	22°			
1658-S	50	46.8	17.9	30	33°			
1681-S	50	46.7	15.8	30	60°			

COMPATIBLE LIGHT SOURCES:

- BRIDGELUX V6 HD / V10
- XICATO XOB LES 9.8MM
- LUMINUS CXM-6-AC40 / CHM-9 / CLM-9-AA40 / CXM-9-AC40
- CITIZEN CLU028
- CREE CXA1310 / CMT1420
- TRIDONIC SLE G7 9MM
- NICHIA NTCWS024B

HOLDER: 92.70.XXX.00




CODE	D	D1	D2	H	FWHM	MAIN LIGHT SOURCE	HOLDER	LENS
2-1283-N	62	57	12.2	42	15°	CREE CXA1520 LES8.9	92.70.046.00	—
2-1284-N	62	57	12.2	42	24°			
2-1285-N	62	57	12.2	42	35°			

COMPATIBLE LIGHT SOURCES:

- LUMINUS CLM-9-AA40 / CXM-9-AC40
- BRIDGELUX V10
- CITIZEN CLU028

HOLDER: 92.70.XXX.00




CODE	D	D1	D2	H	FWHM	MAIN LIGHT SOURCE	HOLDER	LENS
2-1745-N	69	63.08	16.1	45.5	13°	CREE CXA1512 LES8.9	92.70.127.00	—
2-1746-N	69	63.08	16.1	45.5	23°			
2-1747-N	69	62.45	16	45.5	38°			

COMPATIBLE LIGHT SOURCES:

- LUMILEDS LUXEON CoB 1203
- TRIDONIC SLE G7 9MM
- CITIZEN CLU028
- BRIDGELUX V10
- SAMSUNG LC013D
- LUMILEDS CXM-9-AC40

HOLDER: 92.70.XXX.00



CODE	D	D1	D2	H	FWHM	MAIN LIGHT SOURCE	HOLDER	LENS
2-1793-N	75	69.3	23	53.5	16°	CREE CXA1816 LES12	92.70.129.00	—
2-1794-N	75	69	23.9	53.5	26°			
2-1795-N	75	69.1	21.5	53.5	37°			

COMPATIBLE LIGHT SOURCES:

- TRIDONIC SLE G7 13MM / SLE G7 15MM
- OSRAM OPTO SOLERIQ S13 / SOLERIQ S15
- NICHIA NFCWD084B / NFDWJ130B / NFCWD096B / NFCWJ108B / NFCWJ120B / NVEWJ048Z
- LUMINUS CHM-9-XH20 / CXM-11-AC30 / CXM-14-AC40
- CITIZEN CLU038 / CLU710 / CLU720
- BRIDGELUX V9 HD / V13B
- CREE CXA1830 / CMT1922
- LUMILEDS LUXEON 1205

HOLDER: 92.70.XXX.00

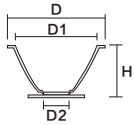



CODE	D	D1	D2	H	FWHM	MAIN LIGHT SOURCE	HOLDER	LENS
3-2115-N	85	80.9	23	65	15°	LUMILEDS LUXEON COB 1205 LES13	92.70.135.00	—
3-2116-N	85	80.3	21.9	65	24°			
3-2117-N	85	74.3	21.9	65	36°			

COMPATIBLE LIGHT SOURCES:

- OSRAM OPTO SOLERIQ S13 / SOLERIQ S15
- LUMINUS CHM-9-XH20 / CXM-11-AC30 / CXM-14-AC40
- NICHIA NFCWD084B / NFDWJ130B / NFCWD096B / NFCWJ108B / NFCWJ120B / NVEWJ048Z
- TRIDONIC SLE G7 13MM / SLE G7 15MM
- CREE CMT1922

HOLDER: 92.70.XXX.00





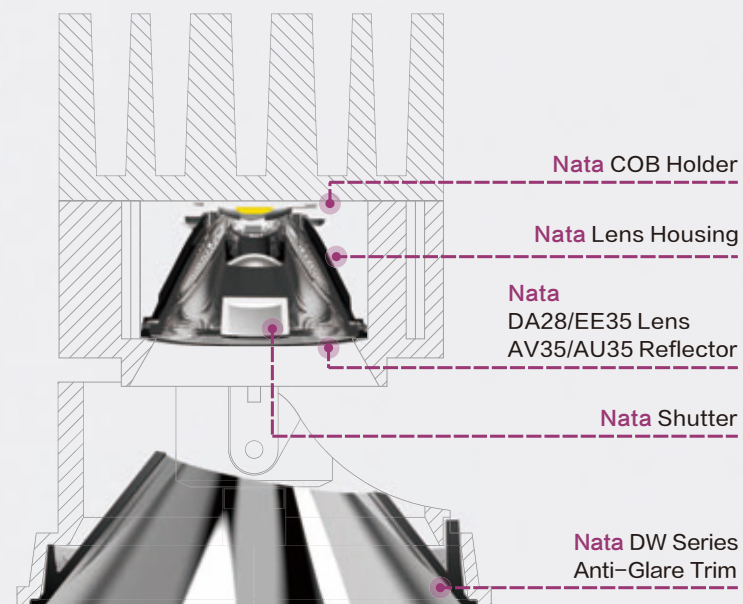
透镜
LENS

酒店洗墙/直式射灯光学解决方案

- 针对酒店洗墙和直照射灯而设计的光学方案；
- 完美解决灯具由直射转换至洗墙，或由洗墙转换至直射的同时保持均匀光斑的难点；
- 灯具离墙最佳距离为10-30CM，直照或洗墙光斑均匀无杂光；
- 可直接由直照模式调整至最多30° 的洗墙模式，光型保持完美；
- 可完美搭配调光调色COB光源，混色均匀无阴阳色。
- 光束角：17°，24°，36°；OD50mm，70mm；
- 除了酒店，还适用于家居，餐饮，会所等应用场景。

Optical Solutions for Hotel Wall-Washer / Direct Spotlights


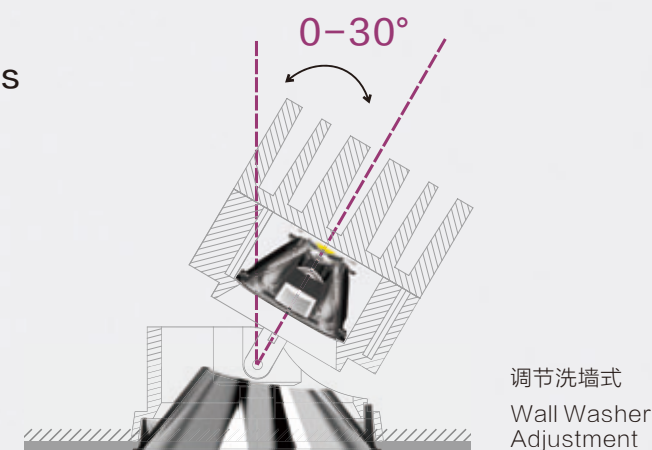
- Specially designed for hotel wall-washer and direct spotlight.
- Perfectly solve the difficulty of switching from direct lighting to wall-washer mode; or from wall-washer to direct lighting mode while maintaining a uniform light shape.
- The best distance between the luminaire and the wall is 10-30CM.
- It can adjust up to 30° directly from the direct mode to the wall-washer mode while keep evenly light shape.
- Perfectly fit dimmable color/light COB. Evenly color mixing.
- Beam angle 17°，24°，36°；OD50mm，70mm.
- Expect hotels, also suitable for home, catering, clubs house and other application scenarios.



调节洗墙式搭配组合 Wall-Washer Adjustment Combinations

洗墙式方案可自由调节0-30°，同时保持良好光型。

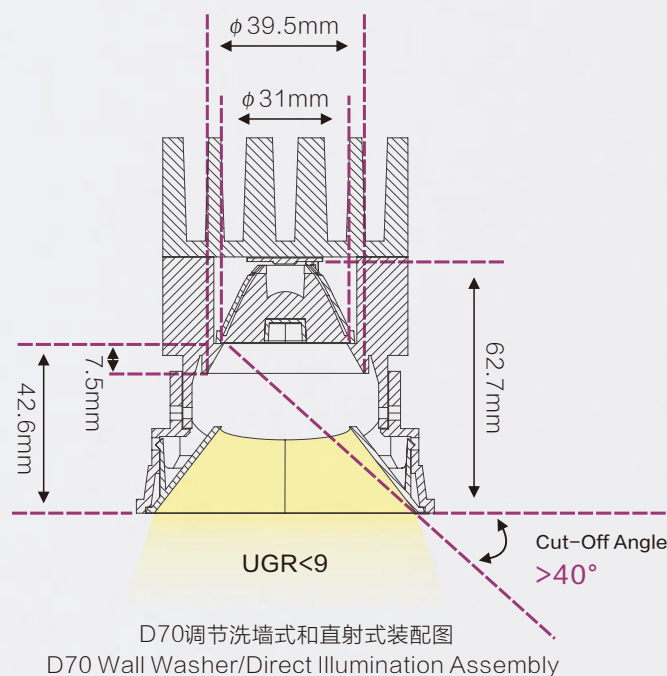
The wall-washer solution can be freely adjusted 0-30°，while keep nice light shape.



调节0° 效果
Adjustment 0°

调节15° 效果
Adjustment 15°

调节30° 效果
Adjustment 30°



多种颜色可供选择 Colors for Selection:

拥有丰富的外观颜色可选，有亮光、黑色、卡其色、枪色。
Glossy Aluminum, Glossy Black, Glossy Khaki, Glossy Gun.





防眩光设计 Anti-Glare Design



多重防眩结构，遮光角>40°，防眩效果更佳。

Multiple Anti-Glare Structure,
Cut-Off Angle>40°
UGR<9

DW50 + DA28 洗墙 Wall-Washer

	CODE	1-1050-S		CODE	D	D2	H	FWHM	MAIN LIGHT SOURCE	HOLDER
	D	50*50		LN01D02817DA-N	28	9	12.6	17°	LUMINUS CXM-4 LES4.5	92.70.308.00
	D2	30		LN01D02824DA-N	28	9	12.6	24°		
	H	16		LN01D02836DA-N	28	9	12.6	36°		

DW70 + EE35 洗墙 Wall-Washer

	CODE	2-2226-S		CODE	D	D2	H	FWHM	MAIN LIGHT SOURCE	HOLDER
	D	70*70		LN01D03517EE-N	35	9.6	19.7	17°	LUMINUS CXM-4 LES4.5	92.70.308.00
	D2	38		LN01D03524EE-N	35	9.6	19.7	24°		
	H	24.5		LN01D03536EE-N	35	9.6	19.7	36°		


COMPATIBLE LIGHT SOURCES:

- CITIZEN CLU7A2 LES4.5 / CLU7B2 LES3.3 / CLU700 LES6
- LUMINUS CXM-3-AC40 LES3.5 / CXM-6-AC40 LES6.3
- TOYONIA T05/T10
- BRIDGELUX V4HD LES5.2 / V6HD LES7
- CREE CXA1304 LES6


HOLDER: 92.70.XXX.00

直射式搭配组合

Direct Illumination Combinations




直照式
Direct Illumination




直照式光斑效果展示
Light Shape of Direct Illumination

DW50 + DA28 直射 Direct Illumination




DW50

CODE	1-1047-S
D	50*50
D2	30
H	16




DW50

CODE	1-1048-S
D	50*50
D2	30
H	16



DW50

CODE	1-1049-S
D	50*50
D2	30
H	16



DA28

CODE	D	D2	H	FWHM	MAIN LIGHT SOURCE	HOLDER
LN01D02817DA-N	28	9	12.6	17°	LUMINUS CXM-4 LES4.5	92.70.308.00
LN01D02824DA-N	28	9	12.6	24°		
LN01D02836DA-N	28	9	12.6	36°		

DW70 + EE35/DV35/AU35 直射 Direct Illumination



DW70

CODE	2-2223-S
D	70*70
D2	38
H	24.5



DW70

CODE	2-2224-S
D	70*70
D2	38
H	24.5



DW70

CODE	2-2225-S
D	70*70
D2	38
H	24.5



EE35

CODE	D	D2	H	FWHM	MAIN LIGHT SOURCE	HOLDER
LN01D03517EE-N	35	19.7	19.7	17°	LUMINUS CXM-4 LES4.5	92.70.308.00
LN01D03524EE-N	35	19.7	19.7	24°		
LN01D03536EE-N	35	19.7	19.7	36°		

COMPATIBLE LIGHT SOURCES:

• CITIZEN CLU7A2 LES4.5 / CLU7B2 LES3.3 / CLU700 LES6

• BRIDGELUX V4HD LES5.2 / V6HD LES7

• CREE CXA1304 LES6

• LUMINUS CXM-3-AC40 LES3.5 / CXM-6-AC40 LES6.3

• TOYONIA T05/T10

HOLDER: 92.70.XXX.00



DV35

CODE	D	D2	H	FWHM	MAIN LIGHT SOURCE	HOLDER
1-0940-N	35	8	26.7	15°	LUMINUS CXM-6-AC00	92.70.259.00
1-0941-N	35	8	26.7	24°		
1-0942-N	35	8	26.7	36°		
1-0943-N	35	8	26.7	45°		

COMPATIBLE LIGHT SOURCES:

• BRIDGELUX V6HD LES7

• CITIZEN CLU700 LES6.0

• SEOUL SAWx06 LES6

HOLDER: 92.70.XXX.00



AU35

CODE	D	D2	H	FWHM	MAIN LIGHT SOURCE	HOLDER
1-0922-M	35	7	29.4	18°	LUMINUS CXM-6-AC30 LES6	92.70.123.00
1-0923-M	35	7	29.4	25°		
1-0924-M	35	7.2	29.4	36°		

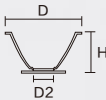
COMPATIBLE LIGHT SOURCES:

• BRIDGELUX V6HD

• NICHIA NTCWS024B-V3

• LUMILEDS LUXEON COB 1202S

HOLDER: 92.70.XXX.00



旋扣DA透镜系列


DA Twist Lock Lens Series

- 光斑均匀，无分层;
- 更低的目视眩光;
- 简易旋扣安装方式。

- Evenly light shape, no color levels.
- Black holder to reduce the glare.
- Easy twist-lock installation.



简易旋扣安装方式
Easy twist-lock installation



CODE	D	H	FWHM	MAIN LIGHT SOURCE	HOLDER	TYPE
LN01D02817DA-N	28	13.75	17°	LUMINUS CXM-3	92.70.307.00	COB LENS
LN01D02824DA-N	28	13.75	24°			
LN01D02836DA-N	28	13.75	36°			

COMPATIBLE LIGHT SOURCES:
• BRIDGELUX V4HD LES5.2 / V6HD LES7 / V3HD 30G0400-C-83
• CITIZEN CLU7A2 LES4.5 / CLU7B2 LES3.3 / CLU702-1002C9303H5 / CLU701-1002C4303H5
• CREE CXA1310
• LUMINUS CXM-4 LES4.5 / CXM-6-AC40 LES6.3
HOLDER: 92.70.XXX.00



CODE	D	H	FWHM	MAIN LIGHT SOURCE	HOLDER	TYPE
LN01D03515DA-N	35	19.7	15°	LUMINUS CXM-4	97.70.267.00	COB LENS
LN01D03524DA-N	35	19.7	24°			
LN01D03536DA-N	35	19.7	36°			
LN01D03560DA-N	35	19.7	60°			

COMPATIBLE LIGHT SOURCES:
• BRIDGELUX V4HD LES5.2 / V6HD LES7
HOLDER: 92.70.XXX.00
• CREE CXA1304 LES6
• LUMINUS CXM-6-AC40 LES6.3
• CITIZEN CLU7A2 LES4.5 / CLU700 LES6



CODE	D	H	FWHM	MAIN LIGHT SOURCE	HOLDER	TYPE
LN01D04515DA-N	45	25.2	15°	LUMINUS CXM-6	92.70.234.00	COB LENS
LN01D04524DA-N	45	25.2	24°			
LN01D04536DA-N	45	25.2	36°			
LN01D04560DA-N	45	25.2	60°			

COMPATIBLE LIGHT SOURCES:
• BRIDGELUX V6HD LES7
• NICHIA NTCWS024B-V3 LES6.7
• CITIZEN CLU700 LES6
• PHILIPS Fortimo LED SLM 1201 / 1202 / 1203 / 1204 G7N
• CREE CXA1304 LES6
• LUMILEDS LUXEON COB 1202s LES6
HOLDER: 92.70.XXX.00



CODE	D	H	FWHM	MAIN LIGHT SOURCE	HOLDER	TYPE
LN01D05015DA-N	50	29.8	15°	LUMINUS CXM-6	92.70.234.00	COB LENS
LN01D05024DA-N	50	29.8	24°			
LN01D05038DA-N	50	29.8	38°			
LN01D05060DA-N	50	29.8	60°			

COMPATIBLE LIGHT SOURCES:
• BRIDGELUX V6HD LES7
• NICHIA NTCWS024B-V3 LES6.7
• CITIZEN CLU700 LES6
• PHILIPS Fortimo LED SLM 1201 / 1202 / 1203 / 1204 G7N
• CREE CXA1304 LES6
• LUMILEDS LUXEON COB 1202s LES6
HOLDER: 92.70.XXX.00

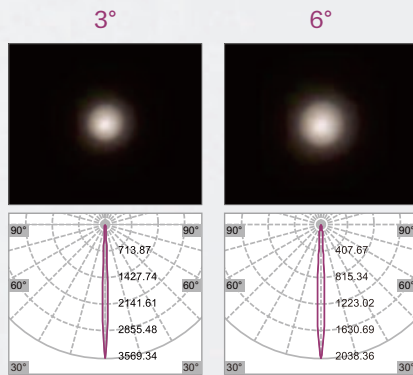
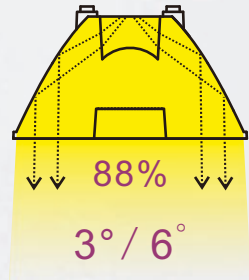




窄细TIR透镜系列

Spot Beam TIR-LENS Series

- 集中光束（光束角度小、高光强值）；
 - 超窄角度（半角10度下领域）；
 - 改进聚光结构，实现高照度效果。
- Concentrated beam (spot beam, high intensity).
 - Super spot.
 - Improve the concentrating structure to achieve high illumination effect.

应用场合 Application:
建筑照明, 商业照明, 手术台
architectural lighting, commercial lighting, Medical lighting

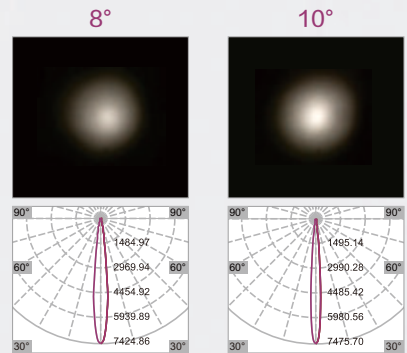
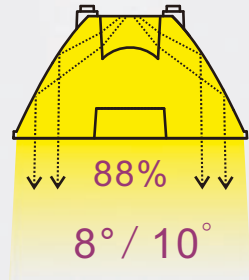


	CODE	D	H	FWHM	LIGHT SOURCE	HOLDER	TYPE
	CR01D03503BV	35	19	3°	CREE XP-E2	—	TIR LENS
	CR01D03506BV	35	19	6°			


窄细COB透镜系列

Spot Beam COB-LENS Series

- 属COB光源系列，小尺寸、小角度透镜。
 - 应用场所通用性高，小尺寸能满足整灯空间应用与成本管控。
 - 改进聚光结构，实现高照度效果。
- For COB, small size and spot beam.
 - Widely apply for various contexts. Small size can make smaller luminaire hence cost saving.
 - Improved light focus structure, high intensity.




CODE	D	H	FWHM	LIGHT SOURCE	HOLDER	TYPE
CT01D03510CH	35	22	10°	CITIZEN CLU 7A2	92.70.183.00	COB LENS
CT01D04508CH	45	18	8°			
COMPATIBLE LIGHT SOURCES: • EDSION 2PHM10WW38P55020 LES 3MM • LUMINUS CXM-4-AC40						



混光透鏡系列

Color Mixing Lens Series

- 可点单色光(红光、绿光、蓝光)，并可以同时点亮且混光均匀。
- 实现四种颜色光变换。
- 应用场合:建筑照明、舞台照明。
- can be single color (RGB) or all light up and color mixing.
- 4 colors exchange.
- good for architectural lighting or stage lighting.



红色

蓝色

绿色

棕白色

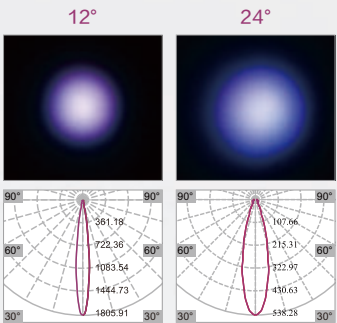
Red

Blue

Green

Brownish white

	CODE	D	H	FWHM	LIGHT SOURCE	TYPE
	CR01D04112CC	40.5	21.8	12°	CREE XML COLOR	SERIES LENS
	CR01D04124CC	40.5	21.8	24°		





菲涅尔透镜BM系列

BM Fresnel Lens Series

- 与常规杯型透镜相比，有体积小、重量轻、结构紧凑的优点。
- 有更好的聚光性和成像性能，收光效果更佳。
- 加大光源与透镜的散热空间，可靠性更高。
- 专用支架，装配简易，与支架固定。
- Suitable for Commercial Spot light and Downlight.
- Compare with general lens, this range has smaller size, lighter and better structure.
- More space leave for light source and lens for heat radiating, safer.
- With easy install holder.



	CODE	D	H	FWHM	LIGHT SOURCE	HOLDER	TYPE
	CR01D03524BM	35	12	24°	CREE CXA1304 LES6	92.70.110.00	COB LENS
	CR01D03536BM	35	12	36°			
	CODE	D	H	FWHM	LIGHT SOURCE	HOLDER	TYPE
	CR01D07015BM	70	18	15°	CREE CXA1507 LES8.9	92.70.109.00	COB LENS
	CR01D07024BM	70	18	24°			
	CR01D07038BM	70	18	38°			



可搭配支架，方便安装

Easy install holder




洗墙灯透镜系列

Wall Washer Lighting Lens Series

NATA户外防水洗墙灯产品可搭配3030、3535、5050等不同尺寸的贴片式LED，提供单偏光、双偏光、线性偏光等不同光型选择，以及全系列多角度产品覆盖，以适应不同应用场合需求。

NATA outdoor waterproof wall washer products can be used with different size SMD such as 3030, 3535, 5050, etc. The products provide single-polarization, dual-polarization, linear-polarization and other types of light shapes. Full range with various beam angle options to fulfil different applications.




	CODE	D	H	FWHM	LIGHT SOURCE	TYPE
	LM01D01538BY	14.8	8	38°	LUMILEDS LUXEON 5050	WALL WASHER LENS
	LM01D01560BY	14.8	8	60°		
	LM01D0153050BY	14.8	8	30° *50°		
	CODE	D	H	FWHM	LIGHT SOURCE	TYPE
	NA01D020015BW	20	11.7	15°	NICHIA NF2W757	WALL WASHER LENS
	NA01D020024BW	20	11.7	24°		
	NA01D020038BW	20	11.7	38°		
	NA01D020045BW	20	11.7	45°		
	NA01D020060BW	20	11.7	60°		
	CODE	D	H	FWHM	LIGHT SOURCE	TYPE
	NA01D0201545BW	20	11.7	15° *45°	NICHIA NF2W757	WALL WASHER LENS
	NA01D0201560BW	20	11.7	15° *60°		
	CODE	D	H	FWHM	LIGHT SOURCE	TYPE
	CR01D020010BW	20	11.7	10°	CREE XP-E2	WALL WASHER LENS
	CR01D020015BW	20	11.7	15°		
	CR01D020024BW	20	11.7	24°		
	CR01D020038BW	20	11.7	38°		
	CODE	D	H	FWHM	LIGHT SOURCE	TYPE
	CR01D020045BW	20	11.7	45°	CREE XP-E2	WALL WASHER LENS
	CR01D020060BW	20	11.7	60°		
	CR01D0201545BW	20	11.7	15° *45°		
	CR01D0201560BW	20	11.7	15° *60°		
	CODE	D	H	FWHM	LIGHT SOURCE	TYPE
	NA01D0201530CA	20	14.5	15° *30°	NICHIA NF2W757	WALL WASHER LENS
	NA01D0202050CA	20	14.5	20° *50°		

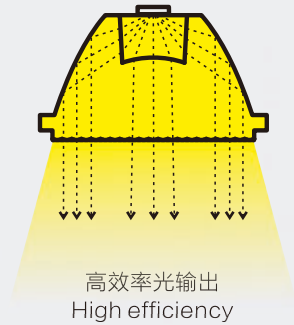
单颗透镜系列

Single Lens Series

- 高效率光输出；
- 灵活多变，可根据灯具尺寸自由排列组合；
- 适用于珠宝照明，投光照明，舞台照明等。

- High efficiency.
- Flexible, can be freely arranged according to the size of the luminaire.
- Suitable for jewelry light, flood light and stage light.

	CODE	D	H	FWHM	LIGHT SOURCE	HOLDER	TYPE
	CR01D01236AP-N	11.8	6.5	36°	CREE XP-E2	—	SINGLE LENS SERIES
	CR01D01260AP-N	11.8	6.5	60°			
	CODE	D	H	FWHM	LIGHT SOURCE	HOLDER	TYPE
	CR01D01720AA-N	16.8	10	20°	CREE XP-G2	—	SINGLE LENS SERIES
	CR01D01730AA-N	16.8	10	30°			
	CR01D01740AA-N	16.8	10	40°			



高效率光输出
High efficiency



COB透镜系列

COB Lens Series

- 光斑均匀，低眩光；
- 小中大角度，尺寸系列齐全；
- 适用于室内服装照明、酒店照明、商场照明等。
- Evenly light shape, low glare.
- Complete range of size and beam angles.
- Suitable shop lighting and hotel lighting.



CODE	D	H	FWHM	LIGHT SOURCE	HOLDER	TYPE
CR01D02925AC	29	14	24°	CREE CXA1507 LES8.9	—	COB LENS
CR01D02935AC	29	14	35°			
CR01D02945AC	29	14	45°			
CR01D02960AC	29	14	60°			

COMPATIBLE LIGHT SOURCES:



CODE	D	H	FWHM	LIGHT SOURCE	HOLDER	TYPE
LM01D03024AE	30	15.5	24°	LUMILEDS LUXEON COB 1202s LES6	—	COB LENS
LM01D03030AE	30	15.5	30°			
LM01D03040AE	30	15.5	40°			
LM01D03050AE	30	15.5	50°			
LM01D03060AE	30	15.5	60°			

COMPATIBLE LIGHT SOURCES:

- BRIDGELUX V4HD LES5.2
- CITIZEN CLU7A2 LES4.5
- CREE CXA1304 LES6
- LUMINUS CXM-4-AC40 / CXM-6-AC40



CODE	D	H	FWHM	LIGHT SOURCE	HOLDER	TYPE
CT01D03524AF	35	12	24°	CITIZEN CLU710 LES8.5	—	COB LENS
CT01D03538AF	35	12	38°			
CT01D03560AF	35	12	60°			

COMPATIBLE LIGHT SOURCES:

- CREE CXA1304 LES6 / CXA1507 LES8.9
- LUMINUS CXM-6-AC40



CODE	D	H	FWHM	LIGHT SOURCE	HOLDER	TYPE
CT01D03624AH	35.8	14	24°	CITIZEN CLU028 LES8.9	—	COB LENS
CT01D03636AH	35.8	14	38°			
CT01D03660AH	35.8	14	60°			

COMPATIBLE LIGHT SOURCES:

- TRIDONIC SLE G7 9MM
- XICATO XOB LES 9.8MM

AL REFLECTOR COB LENS SERIES



CODE	D	H	FWHM	LIGHT SOURCE	HOLDER	TYPE
CR01D04424AK	44	14.4	24°	CREE CXA1512 LES8.9	—	COB LENS
CR01D04438AK	44	14.4	38°			

COMPATIBLE LIGHT SOURCES:

- CREE CXA1304 LES6



CODE	D	H	FWHM	LIGHT SOURCE	HOLDER	TYPE
LM01D05515BH	55	24	15°	LUMILEDS LUXEON COB1203 LES9	92.70.132.00	COB LENS
LM01D05524BH	55	24	24°			
LM01D05536BH	55	24	36°			

COMPATIBLE LIGHT SOURCES:

- CREE CXA1507 LES8.9
- PHILIPS SLM 1203 G7 L9
- XICATO XOB LES 9.8MM

CODE	D	H	FWHM	LIGHT SOURCE	HOLDER	TYPE
LN01D06315BF-N	63	32	19°	LUMINUS CXM-14-AA10 LES14.5	92.70.130.00	COB LENS
LN01D06324BF-N	63	32	24°			
LN01D06337BF-N	63	32	37°			

COMPATIBLE LIGHT SOURCES:

- CREE CXA1830 LES14
- TRIDONIC SLE G7 13MM / SLE G7 15MM



CODE	D	H	FWHM	LIGHT SOURCE	HOLDER	TYPE
CR01D06312BG	63	38	12°	CREE CXA1512 LES8.9	92.70.185.00	COB LENS
CR01D06324BG	63	38	24°			
CR01D06336BG	63	38	36°			

COMPATIBLE LIGHT SOURCES:

- XICATO XOB LES 9.8MM



CODE	D	H	FWHM	LIGHT SOURCE	HOLDER	TYPE
LM01D06915BJ	69	30	15°	LUMILEDS LUXEON COB1205 LES13	92.70.045.00	COB LENS
LM01D06924BJ	69	30	24°			
LM01D06938BJ	69	30	38°			

COMPATIBLE LIGHT SOURCES:

- CREE CXA1830 LES14
- LUMINUS CXM-14-AA10 LES14.5



CODE	D	H	FWHM	LIGHT SOURCE	HOLDER	TYPE
CR01D07515AR	75	32	15°	CREE CXA1820 LES12	92.70.074.00	COB LENS
CR01D07524AR	75	32	24°			
CR01D07538AR	75	32	38°			

COMPATIBLE LIGHT SOURCES:


- CREE CXA1816 LES12
- LUMINUS CXM-14-AA10 LES14.5



CODE	D	H	FWHM	LIGHT SOURCE	HOLDER	TYPE
LM01D08515BK	85	36	15°	LUMILEDS LUXEON COB 1208 LES15	92.70.045.00	COB LENS
LM01D08524BK	85	36	28°			
LM01D08538BK	85	36	38°			

COMPATIBLE LIGHT SOURCES:

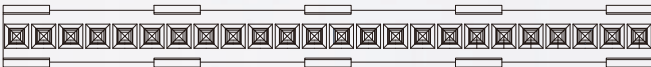
- CREE CXA1830 LES14
- LUMINUS CXM-14-AA10 LES14.5



线条灯透镜系列


Linear Lens Series

- 光斑均匀，低眩光；
- 结构一体化，装配简单便捷；
- 适用于酒店照明、商场照明、办公照明等。
- Evenly light shape, low glare.
- Integrated structure, easy assembling.
- Suitable shop lighting ,hotel lighting and office lighting.



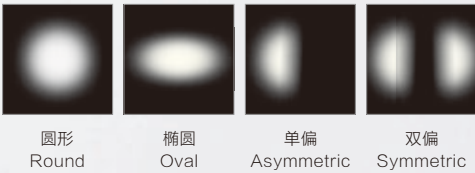
CODE	D	H	FWHM	LIGHT SOURCE	HOLDER	TYPE
PH24L28060AW	280	9.4	60°	PHILIPS FORTIMO LED STRIP 1FT 1100LM 930 FC HV4	—	24 IN 1 LINEAR LENS SERIES
PH24L28090AW	280	9.4	90°			

COMPATIBLE LIGHT SOURCES:
• SAMSUNG 5630



投光灯&高棚灯&工矿灯系列
Flood/Highbay/Lowbay Series


- 多尺寸、多角度可选；
- 圆形、椭圆、单偏、双偏多配光；
- 适用于矿业照明、仓库照明、油站照明等。
- Various sizes and beam angles available.
- Round, oval, symmetric and asymmetric light shapes available.
- Suitable for Mining lighting, warehouse lighting, filling station lighting.



CODE	D	H	FWHM	LIGHT SOURCE	TYPE
LM04L05030BQ	50	8.56	30°	LUMILEDS LUXEON 3030	4 IN 1 TIR LENS
LM04L05060BQ	50	9.2	60°		
LM04L05090BQ	50	8.04	90°		



CODE	D	H	FWHM	LIGHT SOURCE	TYPE
LM30D16070AT	160	18.1	70°	LUMILEDS LUXEON 3030	30 IN 1 HIGH BAY
LM42D19090AT	190	7.9	90°		42 IN 1 HIGH BAY
LM54D250115AT	250	10	115°		54 IN 1 HIGH BAY



CODE	D	H	FWHM	LIGHT SOURCE	TYPE
LM40L25030AU	250	7.7	30° (单偏30度)	LUMILEDS LUXEON 3030	40 IN 1 WAREHOUSE LIGHT
LM40L25060AU	250	7.7	60° (双向偏光)		
LM40L25060100AU	250	7.7	60° X100°		
LM40L250120AV	250	6.7	120°		40 IN 1 HIGH BAY





街灯&路灯透镜系列

Street Light Lens Series

- 满足CJJ45-2015路灯照明标准的要求；
- 多种尺寸及不同车道数的路灯透镜可选；
- 较长的距高比，可少排布灯杆，节省成本；
- 适用于快速车道照明、主干道照明、支路照明，乡村道路照明等。

- Accordance to the CJJ45-2015 street lighting standards.
- Range of dimensions and for various lanes for selection.
- Longer height-to-height ratio, less poles and cost saving.
- Suitable for highway lighting, Main Road lighting, Branch Road lighting, Country Road lighting, etc.




75° X150°



80° X150°



75° X145°



AL REFLECTOR STREET LIGHT LENS SERIES




CODE	D	H	FWHM	LIGHT SOURCE	TYPE
LM01L01175150AX	11	4.2	75° *150°	LUMILEDS LUXEON 3030	ASYMMETRIC STREET LIGHT (TYPE II, MEDIUM)
LM01L01675150AX	16	5.3	75° *150°	LUMILEDS LUXEON 5050	




CODE	D	H	FWHM	LIGHT SOURCE	TYPE
CR04L050160AY	50	5.8	160°	CREE XP-E2	4 IN 1 SYMMETRIC STREET LIGHT (TYPE V, MEDIUM)




CODE	D	H	FWHM	LIGHT SOURCE	TYPE
CR12L05050145AY	50	5.2	50° *145°	CREE XP-E2	12 IN 1 ASYMMETRIC STREET LIGHT (TYPE I, SHORT)
CR12L05070140AY	50	4.9	70° *140°		12 IN 1 ASYMMETRIC STREET LIGHT (TYPE II, SHORT)
CR12L050150AY	50	4.2	150°		12 IN 1 SYMMETRIC STREET LIGHT (TYPE V, SHORT)




CODE	D	H	FWHM	LIGHT SOURCE	TYPE
LM16L16085150BA	160	7.3	85° *150°	LUMILEDS LUXEON 5050	16 IN 1 ASYMMETRIC STREET LIGHT (TYPE II, SHORT)



CODE	D	H	FWHM	LIGHT SOURCE	TYPE
CR12L17380150BB	173	5.8	85° *150°	CREE XHP35	12 IN 1 STREET LIGHTING (TYPE II, SHORT)



CODE	D	H	FWHM	LIGHT SOURCE	TYPE
CR28L25075145BC	250	8.8	75° *145°	CREE XP-E2	28 IN 1 STREET LIGHTING (TYPE II, SHORT)



CODE	D	H	FWHM	LIGHT SOURCE	TYPE
LM30L28080150BD	280	7.9	80° *150°	LUMILEDS LUXEON 3030	30 IN 1 STREET LIGHTING (TYPE II, SHORT)



DN线条透镜系列

DN Linear Lens Series

- 使用挤出制造工艺，比现有通用的线条灯方案成本大大降低；
 - 光斑均匀，可以满足多种应用场所需求；
 - 光源排布自由组合，尺寸规格可以自由裁剪，易拆装。
- Made by extrusion, good for cost down.
 - Evenly light shape and wide applications.
 - Free light source allocation, free lengths and easy disassembled.

APPEARANCE	CODE	D	H	FWHM	LIGHT SOURCE	DISTRIBUTION
	CR01W02545DN	1140	7.9	45°	3030 / 2835	
	CR01W03060DN	1140	8.8	60°	3030 / 2835	
	CR01W04560DN	1140	6.7	60°	3030 / 2835	
	CR01W024100DN	1140	7.3	100°	3030 / 2835	
	CR01W030100DN	1140	8.6	100°	3030 / 2835	



配件
ACCESSORY









OPTICAL LENS

PART NUMBER	VIEW	SIZE	APPLICATION	FUNCTION	LIGHT TYPE	SUGGESTED MODEL	INSTALLATION
97.70.058.00		OD71.8mm*H1.3mm	外围晒纹镜片 OUTER FORSTED LENS	改善余光 FIELD IMPROVEMENT		2-1731-S 2-1732-S 2-1734-S	扣住缺口 CLIP THE BAYONETS
97.70.062.00		OD81.8mm*H1.2mm	外围晒纹镜片 OUTER FORSTED LENS	改善余光 FIELD IMPROVEMENT		3-2064-S 3-2103-S 3-2086-S	扣住缺口 CLIP THE BAYONETS
97.70.063.00		OD89.8mm*H1.3mm	外围晒纹镜片 OUTER FORSTED LENS	改善余光 FIELD IMPROVEMENT		3-1881-S 3-1989-S 3-1885-S	扣住缺口 CLIP THE BAYONETS
97.70.088.00		OD69mm*H1.5mm	透明镜片 CLEAR LENS	防尘 ANTI-DUST		2-1592-S 2-1593-S 2-1594-S	扣住缺口 CLIP THE BAYONETS
97.70.141.00		OD75mm*H1.5mm	透明镜片 CLEAR LENS	防尘 ANTI-DUST		2-1595-S 2-1596-S 2-1597-S	扣住缺口 CLIP THE BAYONETS
97.70.146.00		OD85mm*H1.5mm	透明镜片 CLEAR LENS	防尘 ANTI-DUST		3-1970-S 3-1971-S 3-1972-S	扣住缺口 CLIP THE BAYONETS
97.70.158.00		OD47.4mm*H1.2mm	外围晒纹镜片 OUTER FORSTED LENS	改善余光 FIELD IMPROVEMENT		1743-S 1744-S 1745-S	扣住缺口 CLIP THE BAYONETS
97.70.047.00		OD40.8mm*H1.4mm	扩散片 DIFFUSER	改善光斑 LIGHT MIXING		1405-N 1406-N 1407-N 1408-N	扣住缺口 CLIP THE BAYONETS


METAL ADAPTAR

PART NUMBER	VIEW	BRIDGELUX	CITIZEN	LUMENS	OSRAM	PHILIPS
92.76.172.00						SLM 1204 SLM 1205 SLM 1208 SLM 1211
92.76.227.00		VERO29				
92.76.233.00					PL-CORE	
92.76.263.00		VERO18				
92.76.319.00				EDC-44C-15W EDC-47C-9W		

















HONEYCOMB











CODE	VIEW	L	W	H	孔距	MATERIAL	COLOR	结构类型	用途	配套	作用
92.76.656.00		46	46	2	5.5	AL	BLACK	不带包边 No fringe	筒灯、射灯 Downlight Spot light	出光口小于45MM的反光杯或者透镜 Inner diameter less than 45mm lens or reflector	防眩，有效降低眩光值 Anti-glare honeycomb
92.76.655.00		50	50	2	3.5	AL	BLACK	不带包边 No fringe	筒灯、射灯 Downlight Spot light	出光口小于49MM的反光杯或者透镜 Inner diameter less than 49mm lens or reflector	防眩，有效降低眩光值 Anti-glare honeycomb
92.76.652.00		62.5	62.5	3	5.5	AL	BLACK	不带包边 No fringe	筒灯、射灯 Downlight Spot light	出光口小于61.5MM的反光杯或者透镜 Inner diameter less than 61.5mm lens or reflector	防眩，有效降低眩光值 Anti-glare honeycomb
92.76.651.00		69.5	69.5	3	3.6	AL	BLACK	不带包边 No fringe	筒灯、射灯 Downlight Spot light	出光口小于68.5MM的反光杯或者透镜 Inner diameter less than 68.5mm lens or reflector	防眩，有效降低眩光值 Anti-glare honeycomb
92.76.653.00		75	75	4	5	AL	BLACK	不带包边 No fringe	筒灯、射灯 Downlight Spot light	出光口小于73MM的反光杯或者透镜 Inner diameter less than 73mm lens or reflector	防眩，有效降低眩光值 Anti-glare honeycomb
92.76.650.00		85	85	2.8	3.5	AL	BLACK	不带包边 No fringe	筒灯、射灯 Downlight Spot light	出光口小于83MM的反光杯或者透镜 Inner diameter less than 83mm lens or reflector	防眩，有效降低眩光值 Anti-glare honeycomb
92.76.654.00		95	95	4	5	AL	BLACK	不带包边 No fringe	筒灯、射灯 Downlight Spot light	出光口小于93MM的反光杯或者透镜 Inner diameter less than 93mm lens or reflector	防眩，有效降低眩光值 Anti-glare honeycomb
92.76.649.00		111	111	2.6	3.5	AL	BLACK	不带包边 No fringe	筒灯、射灯 Downlight Spot light	出光口小于110MM的反光杯或者透镜 Inner diameter less than 110mm lens or reflector	防眩，有效降低眩光值 Anti-glare honeycomb

METAL ADAPTAR

PART NUMBER	VIEW	BRIDGELUX	CITIZEN	LUMENS	OSRAM	PHILIPS
92.76.323.00				20W / 30W		SLM 1205 SLM 1208
92.76.330.00					PL-CORE	SLM 1203
92.76.340.00			LMOPOOP-3225DH			
92.76.365.00						
92.76.374.00		VERO SE 13B				
92.76.375.00		VERO SE 18B				

PART NUMBER	VIEW	HOLDER TYPE	D X H	PCB DIMENSION	BRIDGELUX	CITIZEN	CREE	EDISON	LESTAR	LG	LUMENS	LUMILEDS	LUMINUS	PARAGONLEDS	NICHIA	OSRAM OPTO	PHILIPS	SAMSUNG	SEOUL	升谱光电	TRIDONIC	VS	LEATECH	GLBTECH	EVERLIGHT	ITSWELL	LITEON	BMTC
99.02.73.181		poke in	D50xH3.5	20*24mm								LUXEON COB 1204 LUXEON COB 1205 LUXEON COB 1208			NSCLJ216AE NSCLJ108BE NFDLJ130BE NVEWJ048Z-V1 NFCWD084B-V3 NFCWD096B-V3 NFCWJ108B-V3 NFCWD096B-V3 NFDWJ130B-V3 NFCWJ120B-V3						LP30N3-84N-B131303		Ju2024					
99.02.73.172		poke in	D45*H3.5	19.2*19.2mm	V13B G7 V9 HD	CLL030 CLL032 CLL091 CLU034 CLU036 CLU038 CLU710 CLU720	CMT1922	OPTO 30W	PB16H01 V4 PB19H01 V4 PB26H01 V4				CIM-14-AC30 CLM-14-AC30 CXM-14-AC30 CGM-14-AC40 CXM-11-AC32			SOLERIQ S13 G2 S13 RU-30S3-0 S15 ST-30S3-0		LC020C LC030C LC040C LC016D LC019D LC026D LC033D	ZC12 ZC18 MTJ18W/ 24W/30W	G17	G4 LES15 G5 LES15 G6 LES15 G6 LES17	DMC 114 DMC 125 DMC 128 DMC 099	LP30N3-84N-B131299		XUAN1919	COB-N SERIES	M045	COB 20W COB 30W
99.02.73.173		poke in	D45*H3.5	28.2*28.2mm	V22B G7 V22 G6	CLL040 CLL042 CLU046 CLU048 CLU730	CXA30xx CMA3090	OPTO 40W			LEMWM 28 - 40W	ERGON COB 30xx	LUXEON COB 1211 LUXEON COB 1216	CXM-22-AC00 CLM-22-AC30				LCO40D LC060D LC080D	ZC25 ZC40 ZC60 MTJ 40W/ 60W/80W	G17				GME2821		COB-Q SERIES		
99.02.73.167		poke in	D44*H3.4	24.2*24.2mm	V18B G7		CXA25xx CMA2550				ERGON COB 25xx					SOLERIQ S19												
99.02.73.180		poke in	D45xH4.2	18.3*18.3mm	H12		CXA18xx CXB18xx CMA18xx				1812HE					SOLERIQ S13 G1 SOLERIQ P13 G1	CERTAFLUX SLM 1205 L12 G1 CERTAFLUX SLM 1204 L12 G1											
99.02.73.175		poke in	D35*H3.5	19.2*16.2mm								LUXEON COB 1203 LUXEON COB 1202			NFCWL036B-V3													
99.02.73.171		poke in	D35*H3.5	13.7*13.7mm	V10B G7 V6 HD	CLL020 CLL150 CLU02x CLU700	CMT1420	OPTO 9W					CXM-9-AC30 CLM-9-AC30 CIM-9-AC30 CHM-9-XD22	PACB 022		SOLERIQ S9		LC003D LC006D LC009D LC013D LC008B LC010C	ZC 6 MTJ 6W MTJ 9W MTJ 12W	G16	G3 LES10 G5 LES6 G5 LES10	DMC122		XUAN1313	COB B-SERIES		COB 7W	
99.02.73.179		poke in	D35xH4.2	16.1*16.1mm	H9 V10 G6		CXA1507 CXA1512 CXA1520 CMA1516										CERTAFLUX SLM 1203 L09 G1 CERTAFLUX SLM 1202 L09 G1											
99.02.73.174		poke in	D35*H3.5	15.2*12.2mm								1202S 205E 209E LUXEON 105 LUXEON 107 LUXEON 109			NJCWS024Z-V1 NVNWS007Z-V1 NTCWT012B-V3 NTCWS024B-V3													
92.70.135.00		soldering	D45xH3.5	20*24mm	Vesta® Series Dim-To-Warm Array LES15																							
92.70.045.00		soldering	D45xH3.0	20*24mm 24.2*24.2mm								LUXEON COB 1204 LUXEON COB 1205 LUXEON COB 1208			NSCLJ216AE NSCLJ108BE NFDLJ130BE NVEWJ048Z-V1 NFCWD084B-V3 NFCWD096B-V3 NFCWJ108B-V3 NFCWD096B-V3 NFDWJ130B-V3 NFCWJ120B-V3						LP30N3-84N-B131303		Ju2024					
92.70.215.00		soldering	D40*H5	20.15*24.1mm																								
92.70.131.00		soldering	D45xH3.5	19.3*19.3mm	V13B G7 V9 HD	CLL030 CLL032 CLL091 CLU034 CLU036 CLU038 CLU710 CLU720	CMT1922	OPTO 30W	PB16H01 V4 PB19H01 V4 PB26H01 V4				CIM-14-AC30 CLM-14-AC30 CXM-14-AC30 CGM-14-AC40 CXM-11-AC32			SOLERIQ S13 G2 S13 RU-30S3-0 S15 ST-30S3-0		LC020C LC030C LC040C LC016D LC019D LC026D LC033D	ZC12 ZC18 MTJ18W/ 24W/30W	G17	G4 LES15 G5 LES15 G6 LES15 G6 LES17	DMC 114 DMC 125 DMC 099	LP30N3-84N-B131299		XUAN1919	COB-N SERIES	M045	COB 20W COB 30W
92.70.065.00		soldering	D45xH3.0	19.3*19.3mm																								
92.70.136.00		soldering	D45xH3.5	28.3*28.3mm	V22B G7 V22 G6	CLL040 CLL042 CLU046 CLU048 CLU730	CXA30xx CMA3090	OPTO 40W			LEMWM 28 - 40W	ERGON COB 30xx	LUXEON COB 1211 LUXEON COB 1216	CXM-22-AC00 CLM-22-AC30				LCO40D LC060D LC080D	ZC25 ZC40 ZC60 MTJ 40W/ 60W/80W	G17				GME2821		COB-Q SERIES		
92.70.190.00		soldering	D45*H3.0	28.2*28.2mm																								

PART NUMBER	VIEW	HOLDER TYPE	D X H	PCB DIMENSION	BRIDGELUX	CITIZEN	CREE	EDISON	LESTAR	LG	LUMENS	LUMILEDS	LUMINUS	PARAGONLEDS	NICHIA	OSRAM OPTO	PHILIPS	SAMSUNG	SEOUL	升谱光电	TRIDONIC	VS	LEATECH	GLBTECH	EVERLIGHT	ITSWELL	LITEON	BMTC									
92.70.134.00		soldering	D45xH3.5	24.2*24.2mm	V18B G7		CXA25xx CMA2550				ERGON COB 25xx					SOLERIQ S19							LP30N3-84N -B131303		JU2024												
92.70.045.00		soldering	D45xH3.0	20*24mm 24.2*24.2mm																																	
92.70.133.00		soldering	D45*H3.5	21.7*21.7mm	V18 G6								CXM-18-AA30					LC026B LC033B LC040B																			
92.70.189.00		soldering	D45*H3.0	21.7*21.7mm																																	
92.70.129.00		soldering	D45xH3.5	18.3*18.3mm	H12		CXA18xx CXB18xx CMA18xx																														
92.70.074.00		soldering	D45xH3.0	18.3*18.3mm								1812HE																									
92.70.109.00		soldering	D46.44*H5.5	17.96*18mm																																	
92.70.110.00		soldering	D33.7*H5.05	15.9*15.9mm																																	
92.70.130.00		soldering	D45xH3.5	18.7*18.7mm									CXM-11-AA30 CLM-14-AA30 CXM-14-AA30																								
92.70.132.00		soldering	D35xH3.5	19.2*16.2mm								LUXEON COB 1203 LUXEON COB 1202			NFCWL036B-V3								LP30N3-84N -B131303		JU2024												
92.70.188.00		soldering	D35*H3.0	19.2*16.2mm																																	
92.70.128.00		soldering	D35xH3.5	17.3*17.3mm															LC013B LC019B																		
92.70.124.00		soldering	D35xH3.5	13.7*13.7mm	V10B G7 V6 HD	CLL020 CLL150 CLU02x CLU700							CXM-9-AC30 CLM-9-AC30 CIM-9-AC30 CHM-9-XD22	PACB 022		SOLERIQ S9		LC003D LCO06D LC009D LC013D LC008B LC010C	ZC 6 MTJ 6W MTJ 9W MTJ 12W	G16	G3 LES10 G5 LES6 G5 LES10	DMC122			XUAN1313	COB B-SERIES	COB 7W										
92.70.064.00		soldering	D25xH2.6	13.7*13.7mm				CMT1420	OPTO 9W																												
92.70.184.00		soldering	D35*H3.0	13.7*13.7mm																																	
92.70.127.00		soldering	D35xH3.5	16.1*16.1mm	H9 V10 G6		CXA1507 CXA1512 CXA1520 CMA1516											CERTAFLUX SLM 1203 L09 G1 CERTAFLUX SLM 1202 L09 G1																			

PART NUMBER	VIEW	HOLDER TYPE	D X H	PCB DIMENSION	BRIDGELUX	CITIZEN	CREE	EDISON	LESTAR	LG	LUMENS	LUMILEDS	LUMINUS	PARAGONLEDS	NICHIA	OSRAM OPTO	PHILIPS	SAMSUNG	SEOUL	升谱光电	TRIDONIC	VS	LEATECH	GLBTECH	EVERLIGHT	ITSWELL	LITEON	BMTC	
92.70.185.00		soldering	D35*H3.0	16.1*16.1mm	H9 V10 G6		CXA1507 CXA1512 CXA1520 CMA1516										CERTAFLUX SLM 1203 L09 G1 CERTAFLUX SLM 1202 L09 G1												
92.70.046.00		soldering	D25xH2.6	16.1*16.1mm																									
92.70.109.00		soldering	D46.44*H5.5	16*16mm																									
92.70.126.00		soldering	D35xH3.5	15.1*15.2mm									CLM-9-AA30 CHM-9-XD20																
92.70.187.00		soldering	D35*H3.0	15.1*15.2mm																									
92.70.125.00		soldering	D35xH3.5	15.2*12.2mm	Vesta® Series Dim-To-Warm Array LES9							1202s 205E 209E LUXEON 105 LUXEON 107 LUXEON 109			NJCWS024Z-V1 NVNWS007Z-V1 NTCWT012B-V3 NTCWS024B-V3														
92.70.044.00		soldering	D25xH2.6	15.2*12.2mm																									
92.70.186.00		soldering	D35*H3.0	15.2*12.2mm																									
92.70.123.00		soldering	D35xH3.5	13.7*13.7mm	H6	CLU70X	CXA13xx										CERTAFLUX SLM 1201 G1		SAWx06										
92.70.043.00		soldering	D25xH2.6	13.7*13.7mm																									
92.70.183.00		soldering	D35*H3.0	13.7*13.7mm																									
92.70.110.00		soldering	D33.7*H5.05	13.35*13.35mm																									
92.70.051.00		soldering	D25xH2.6	13.2*13.2mm	V6 V8 V4 HD								CXM-6-AA00 CXM-7-AA00																
92.70.122.00		soldering	D35xH3.5	13.2*13.2mm																									
92.70.150.00		soldering	D45*H3.5	20.3*20.3mm		LCN-C02B																							
92.70.151.00		soldering	D45*H3.5	23.8*23.8mm		LCN-C03A																							

Nata[®]

优质反光杯·透镜

QUALITY REFLECTOR·LENS