

DotMAX

R3A57


33x33mm square LED module for low glare / dark light

7 YEARS WARRANTY



CC CONSTANT CURRENT

CV CONSTANT VOLTAGE



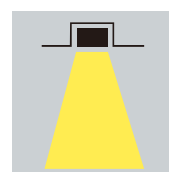
FEATURES

- PCB dimension: 33x33mm
- Up to 1490 lm
- Up to 167 lm/W
- CRI 80, 90
- Max Electrical Insulation 250Vdc
- Max 20 LED boards in series (12V LED version)
- CV 36V version available
- Connection type: solder pad
- Lifetime > 60000h @ Is=85°C
- Available with XID-50 reflectors
- Suitable for dark light applications

APPLICATIONS



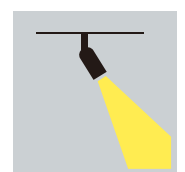
Commercial



Downlight



Office



Spot Light

DotMAX

R3A57

33x33mm square LED module for low glare / dark light

7 YEARS WARRANTY



CC CONSTANT CURRENT

CV CONSTANT VOLTAGE

CC VERSION

Code	CCT	CRI	Current [mA]	Voltage [V]	Power [W]	Total Lumen [lm]	Lm/W	Energy Efficiency
R3A57013080001	3000K	80	350	1.2	3.9	628	161	D
			700	1.9	8.3	1180	142	E
R3A57014080001	4000K		350	1.2	3.9	650	167	D
			700	1.9	8.3	1192	144	E

Tlax tolerance +/- 10%
Vl Tolerance +/- 5%

Ask for more information about available LED and other options.

CV VERSION

Code	CCT	CRI	Current [mA]	Voltage [V]	Power [W]	Total Lumen [lm]	Lm/W	Energy Efficiency
R3A57013080002	3000K	80	150	36	5.4	850	157	D
			250		9	1420	157	D
R3A57014080002	4000K		150		5.4	1490	166	D
			250		9	895	166	D

Tlax tolerance +/- 10%
Vl Tolerance +/- 5%

Ask for more information about available LED and other options.

DotMAX

R3A57

33x33mm square LED module for low glare / dark light

7 YEARS WARRANTY



CC CONSTANT CURRENT

CV CONSTANT VOLTAGE

LED and board features	
LED number	-
LED type	7070
Circuit	SIP
Material	Aluminium
Solder	White
Connections	
Cable	On request
Power	
Abs. Max. output current CC	~200mA or CC version 400mA or CV version
Mechanical Data	
H x L	33x33mm
Thickness	3mm
Conditions	
Max. temp. (Ta)	190°C
Max. temp. (Tc)	190°C
Operating temp. Range	-40°C - 85°C

DotMAX

R3A57

33x33mm square LED module for low glare / dark light

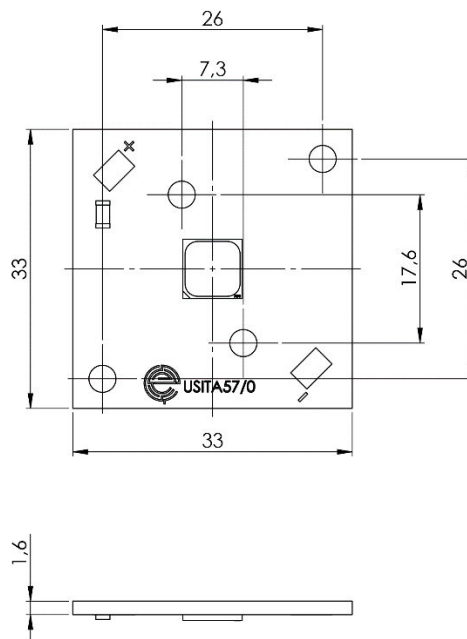
7 YEARS WARRANTY



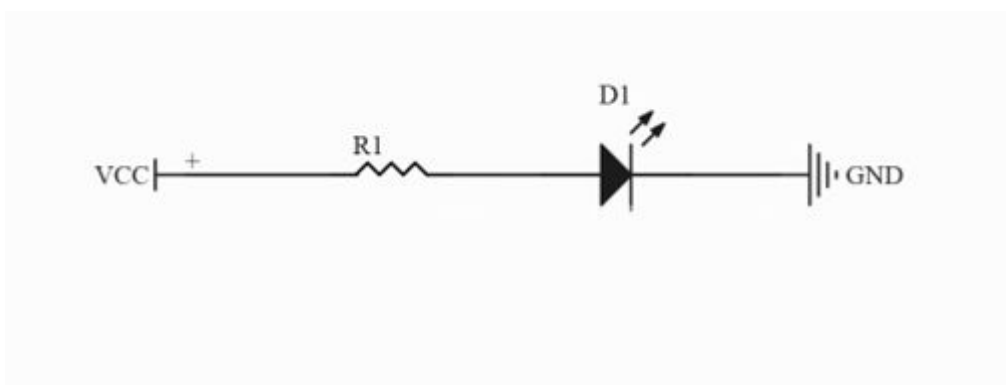
CC CONSTANT CURRENT

CV CONSTANT VOLTAGE

MECHANICAL DRAWING



ELECTRICAL CIRCUIT



DotMAX

R3A57

Accessories



7 YEARS WARRANTY

CC CONSTANT CURRENT

CV CONSTANT VOLTAGE



Reflector: XTD-5C (available both in round and square version)	
View Angle (Fwhm)	15° - 30° - 45°
Dimension	D: 50mm H: 41,8mm
Material / Operating temperature	PC @ -40°C - +110°C
Efficiency	>80%
Heat sink: XLED-455C	
Dimension	45x50mm
Material/Finish	Aluminum Black Anodized
Thermal wattage	9W
Power supply: DYSLO12C70C / DYSLC12V24	
Dimensions (LxWxH)	90x40x24
Protection type	IP20
Output	12W (700mA) – 15W (24Vdc)
Input	220-240 Vac

ASSEMBLY AND SAFETY INFORMATION

Installation must be carried out under observation of the relevant regulations and standards. The LED modules are designed for operation with a casing or luminaire. Installation must be carried out in a voltage-free state (i.e. disconnected from the mains).

The following advice must be observed; non-observance can result in the destruction of the LED assembly modules, fire and/or other hazards.

- o Consider safety regulations acc. EN 60598 in the luminaire design, especially when the operating LED driver is not galvanically isolated.
 - In mode of operation regard to sufficient isolation.
 - Live parts must not be touched in operation mode. Danger in life!
- o ESD (electrostatic discharge) protection measures must be observed when handling and installing the LED modules. See VS's application notes on ESD protection.
- o Adequate anti-static electricity measures, including the use of conductive shoes, ionizers, work bench grounding, wrist straps, flooring and stools should be used.
- o LED assembly modules must not be subjected to any undue mechanical stress, e.g.:
 - do not treat as bulk cargo
 - avoid shear and compressive forces during handling and installation
 - do not damage circuit paths
 - avoid any pressure on the light emitting surface
- o Safe operation only possible by the use of external constant current sources (max. see table 'Electrical Characteristics').
- o Operation only with power supply units that feature the following protection:
 - Short circuit protection
 - Overload protection
 - Overheating protection
- o The module can be fixed with M3 screws. Fixation only with flat or cylinder head screws (M3) (no countersunk screws) Max. torque: 1.2 Nm (M3)
- o Please ensure the correct polarity of the leads prior to commissioning. Reversed polarity can destroy the modules.
- o For interconnection the LED modules is equipped with push-in terminals (WAGO 2050).
- o Safety regulations acc. to EN 60598 (or further standards) has to be observed if the maximum output voltage exceeds the permitted touchable value.
- o The following points must be observed when connecting LED modules in parallel:
 - All LED strings that are wired in parallel must contain the same number of LEDs (symmetrical loading).
 - Owing to differing forward biases, there can be a difference of up to 10% in brightness between modules connected in parallel.
- o To ensure problem-free operation, the specified maximum temperature at the tip point (see 'Operating Life') must be observed (and measured in accordance with EN 60598 1). To satisfy this point, it may be necessary to put measures in place to ensure any heat is dissipated from the PCB to the environment.
- o In the event of outdoor applications or applications in damp locations, care must be taken to protect LED assembly modules against humidity, splashes and jets of water. Any corrosion/damage resulting from humidity or contact with condensation will not be recognized as a defect or manufacturing fault. LED assembly modules are not specially protected against foreign bodies or dust. Depending on the type of application, further protection must be ensured to prevent dust and foreign bodies from entering.
- o Due to the manufacturing process, the PCBs of the LED assembly modules can have sharp edges and corners. Care must therefore be taken during handling and installation to avoid injury.
- o For optimal load of used constant current driver the modules can only be connected in series. The quantity of LED modules is limited by the sum of forward voltage and the capacity of used constant current driver. Safety regulations acc. to EN 60598 has to be observed if the sum of forward voltage exceeds the permitted touchable value.
- o Operating LED modules in the presence of certain chemical substances or in chemically enriched (aggressive) environments can impair module functionality or even cause total module failure.
- o The photobiological safety of the LED modules must be classified into risk groups in accordance with IEC/TR 62778: L_{ns} < group 1 (except HB, 6500 K, > 500 mA: risk group 2

APPLIED STANDARDS

IEC / EN 62031
LED modules for general lighting – Safety specifications

IEC / TR 62778
Application of IEC 62777 for the assessment of blue light hazard to light sources and luminaires