

**OSRAM**  
Opto Semiconductors



## Features

- Osram Oslon Square LEDs
- PCB dimension: 220x50mm
- Up to 7400 lm
- Up to 168 lm/W
- CRI 70
- Max Electrical Insulation 250V  
Max 4 LED boards in series
- Connection type: WAGO 2060 series 1 pole
- Life time >60000h @ mA
- NTC available on request




## Applications



Street



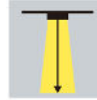
Industrial



Area



Downlight



High Bay

2x8 power led module, Osram Oslon Square LEDs

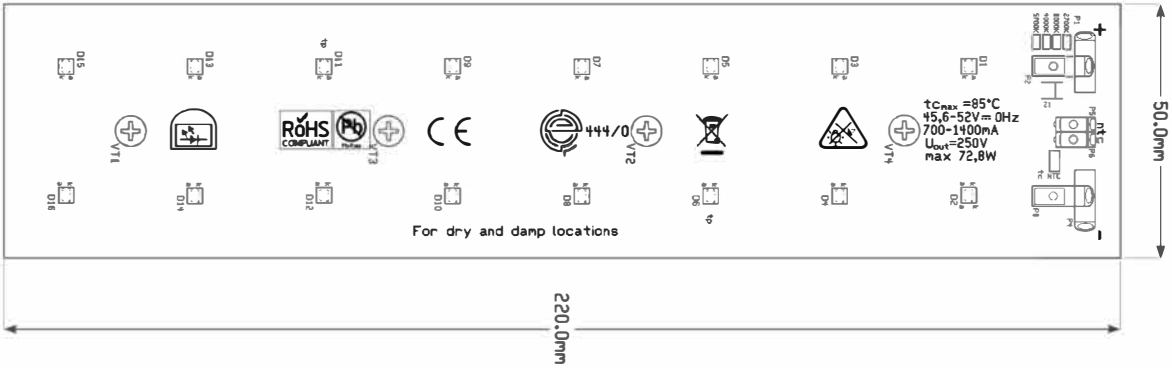
Code	CCT	CRI	Current [mA]	Voltage [V]	Power [W]	Total Lumen* [lm]	lm/W
R0444xx3070	3000K	70	700	44,8	31,36	4800	153
			1050	51,2	53,76	6720	125
R0444xx4070	4000K		700	44,8	31,36	5280	168
			1050	51,2	53,76	7392	137
R0444xx5070	5000K		700	44,8	31,36	5280	168
			1050	51,2	53,76	7392	137

\* Typical Value refers to datasheet Tj=85°C  
 Flux Tolerance +/- 7%  
 Vf Tolerance +/- 0,05V

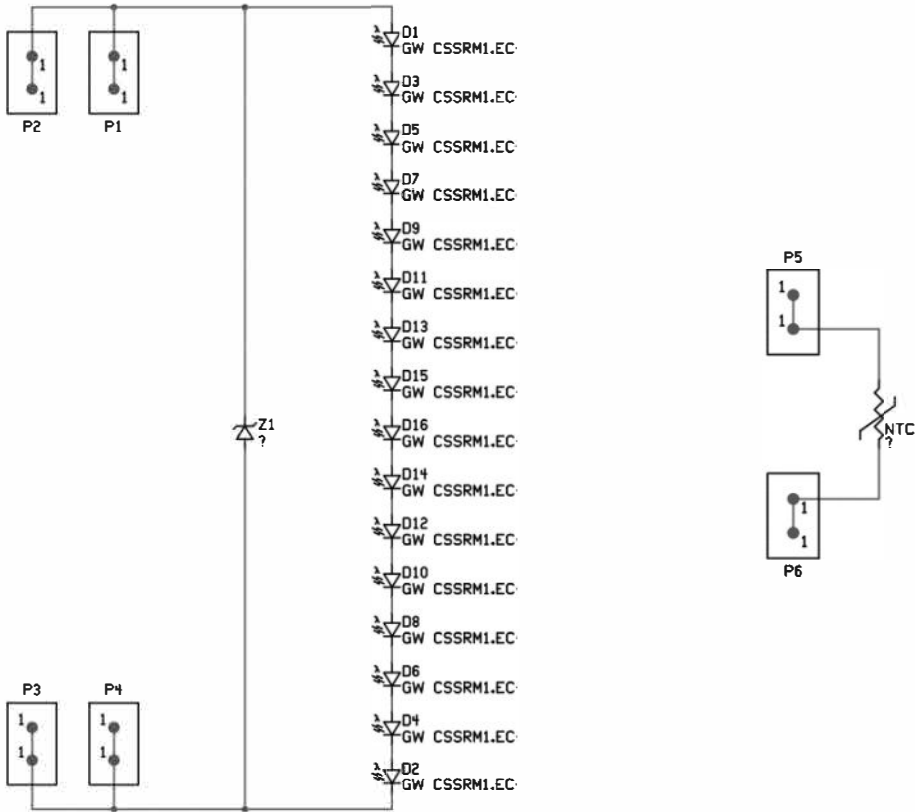
Led and board features	
Led number	16
Led	OSLON® Square, GW CSSRM2.PM
Circuit	S16PI
Material	MCPCB
Solder	BLACK
Connections	
Cable	Solid 0,2-0,8mm <sup>2</sup> Strand 0,45-0,7mm <sup>2</sup>
Connector	2x WAGO 2060 4mm 1 pole
Power	
Abs. Max Input current CC	1050mA@3,2V
Mechanical Data	
H x L	220x50mm
Thickness	6mm
Conditions	
Max. temp. (Tp)	75°C
Max. temp. (Tc)	85°C
Operating temp. Range	-25°C +50°C

2x8 power led module, Osram Oslon Square LEDs

**Mechanical drawing**



**Electrical circuit**






Specifications: BXJ series	
View Angle (Fwhm)	60°/90°/45°x155°/95°x165°/65°x165°/80°x150°
Material	L02: PC LEV1700 L19: PC 1250Z L52: PC 2180T
Type	4 in 1
Efficiency	88% ~ 93%
Use Temperature	-40°C~+110°C



Specifications: CEC series	
View Angle (Fwhm)	9°/25°/50°
Material	L06: PMMA 8N
Type	4 in 1
Efficiency	88% ~ 90%
Use Temperature	-40°C~+70°C



Specifications: CFN series	
View Angle (Fwhm)	35°x155°/60°x155°/70°x150°/90°x150°/110°x150°
Material	L06: PMMA 8N / L02: PC LEV1700K
Type	4 in 1
Efficiency	88% ~ 91%
Use Temperature	PMMA: -40°C~+70°C / PC: -40°C~+110°C



Specifications: CGM series	
View Angle (Fwhm)	85°x135°
Material	L02: PC LEV1700K
Type	4 in 1
Efficiency	91%
Use Temperature	-40°C~+110°C



Specifications: CXE series	
View Angle (Fwhm)	165°
Material	L19: PC L-1250Z 100
Type	4 in 1
Efficiency	t.b.d.
Use Temperature	-40°C~+110°C

## Assembly and Safety Information

---

Installation must be carried out under observation of the relevant regulations and standards. The LED modules are designed for operation within a casing or luminaire. Installation must be carried out in a voltage-free state (i.e. disconnection from the mains).

The following advice must be observed; non-observance can result in the destruction of the LED assembly modules, fire and/or other hazards.

- Consider safety regulations acc. EN 60598 in the luminaire design, especially when the operating LED driver is not galvanic isolated.
  - In mode of operation regard to sufficient isolation.
  - Live parts must not be touched in operation mode. Danger in life!!!
- ESD (electrostatic discharge) protection measures must be observed when handling and installing the LED modules. See VS's application notes on ESD protection.
- Adequate anti-static electricity measures, including the use of conductive shoes, ionizers, work bench grounding, wrist straps, flooring and stools should be used.
- LED assembly modules must not be subjected to any undue mechanical stress, e. g.:
  - do not treat as bulk cargo
  - avoid shear and compressive forces during handling and installation
  - do not damage circuit paths
  - avoid any pressure on the light emitting surface
- Safe operation only possible by the use of external constant current sources (Imax. see table "Electrical Characteristics").
- Operation only with power supply units that feature the following protection:
  - Short-circuit protection
  - Overload protection
  - Overheating protection
- The module can be fixed with M3 screws. Fixation only with flat or cylinder head screws (M3) (no countersank screws) Max. torque: 1.2 Nm (M3)
- Please ensure the correct polarity of the leads prior to commissioning. Reversed polarity can destroy the modules.
- For interconnection the LED modules is equipped with push-in terminals (WAGO 2060).
- Safety regulations acc. to EN 60598 (or further standards) has to be observed if the maximum output voltage exceed the permitted touchable value.
- The following points must be observed when connecting LED modules in parallel:
  - All LED strings that are wired in parallel must contain the same number of LEDs (symmetrical loading).
  - Owing to differing forward biases, there can be a difference of up to 10% in brightness between modules connected in parallel.
- To ensure problem-free operation, the specified maximum temperature at the tp point (see "Operating Life") must be observed (and measured in accordance with EN 60598-1). To satisfy this point, it may be necessary to put measures in place to ensure any heat is dissipated from the PCB to the environment.
- In the event of outdoor applications or applications in damp locations, care must be taken to protect LED assembly modules against humidity, splashes and jets of water. Any corrosion damage resulting from humidity or contact with condensation will not be recognized as a defect or manufacturing fault. LED assembly modules are not specially protected against foreign bodies or dust. Depending on the type of application, further protection must be ensured to prevent dust and foreign bodies from entering.
- Due to the manufacturing process, the PCBs of the LED assembly modules can have sharp edges and corners. Care must therefore be taken during handling and installation to avoid injury.
- For optimal load of used constant current driver the modules can only be connected in series. The quantity of LED modules is limited by the sum of forward voltage and the capacity of used constant current driver. Safety regulations acc. to EN 60598 has to be observed if the sum of forward voltage exceed the permitted touchable value.
- Operating LED modules in the presence of certain chemical substances or in chemically enriched (aggressive) environments can impair module functionality or even cause total module failure.
- The photobiological safety of the LED modules must be classified into risk groups in accordance with IEC / TR 62778:
  - risk group 1 (except HB, 6500 K, > 500 mA: risk group 2)

## Applied Standards

---

IEC / EN 62031  
LED modules for general lighting – Safety specifications

IEC / TR 62778  
Application of IEC 62471 for the assessment of blue light hazard to light sources and luminaires